

Established 1982

Catalog No. 31

Manufacturing excellence for over 35 years



WHITE WATER
MARINE HARDWARE



WHITE WATER

MARINE HARDWARE

www.whitewatermh.com

Manufacturing excellence for over 35 years

Follow Us!



@whitewatermh



@whitewater_mh



@whitewater_mh



WHITE WATER

MARINE HARDWARE



White Water Marine Hardware has been in the business of innovative product design and manufacturing for over 35 years. We began as an OEM supplier for boat manufacturers and later saw the opportunity to provide manufacturing support to other OEMs and marine hardware distributors.

We own and operate three factories which enables us to provide our customers with competitive pricing and top quality stainless steel marine hardware.

These brands specify White Water Marine Hardware as original components on their boats

Bahama
BOAT WORKS



CUTWATER

Duffy

intrepid
POWERBOAT

LEOPARD
CATAMARANS

MANOLIS
YACHTS



REGAL

REGULATOR
the offshore life

SABRE
Yachts



vikings
yachts

Yellowfin
YOUR LEGACY

MEMBER OF
NMMA

MEMBER
ABYC
Boating Safety... Built In

GREAT PEOPLE PROVIDING QUALITY PARTS AND SERVICE

White Water Marine Hardware has two distribution centers in the USA. Strategically located on both the East and West Coast, this network allows us flexibility in responding to customer needs through:

- Minimized time differences (Pacific Standard Time vs. Eastern Standard Time)
- Shorter transit times and reduced freight costs
- Combined order fulfillment procedures aimed at better inventory flow

We take great pride in our ability to understand and respond to our customers' needs. White Water Marine Hardware delivers exceptional products and unmatched service. We meet our customers' expectations for consistent quality, on-time delivery and truly competitive pricing time and time again.

Thank you very much for considering White Water Marine Hardware for your hardware needs.



California | West Coast Office

14716 Central Avenue
Chino, CA 91710
Tel: (909) 393-6100
Fax: (909) 393-2009



Florida | East Coast Office

13663 Automobile Boulevard
Clearwater, FL 33762
Tel: (727) 572-8871
Fax: (727) 572-1211

MANUFACTURING CAPABILITIES

White Water Marine Hardware owns and operates several manufacturing facilities overseas. Our manufacturing capabilities include:

- Precision Casting in SS and Aluminum
- Metal Fabrication
- CNC Machining
- Plastic Injection Molding
- Welding
- Polish, Passivation, and other types of metal finishing

MATERIAL STANDARDS

FABRICATION

The marine industry standard for fabricated items is 304 Stainless. 316 Stainless is available upon request.

CASTING

The marine industry standard for cast items is 316 Stainless. 316L Stainless is available upon request.

PRICING

Prices are effective through December 30th of the calendar year. New pricing will be available by October before the new year and will be effective January 1st.

CREDIT

Customers may apply for an open line of credit by filling out the necessary forms and pending approval. Alternatively, orders may be shipped COD or paid by credit card to avoid delay.

White Water reserves the right to revoke change or revoke credit terms contingent upon the customer's payment history. Notice will be provided to the customer of any changes in credit terms.

INVENTORY / LEAD TIME

White Water Marine Hardware will maintain certain inventory levels for our standard product line and custom products requested by the customer on White Water Marine Hardware's Custom Stock Agreement form. These products will ship either from our California or Florida warehouse location with a 1 - 5 business day lead time.

All products excluded from our standard inventory and the Custom Stock Agreement form may require up to a 60 - 90 business day lead time depending on item availability.

CUSTOM ORDERS

Custom parts are available provided minimum quantity requirements and sufficient lead time is provided. All custom orders are non-refundable. Custom orders require a deposit to begin manufacturing.

FREIGHT POLICY

All shipments are F.O.B. either our California or Florida Warehouse. Always inspect your incoming order for any damages or shortages and report any issues to White Water Marine Hardware within 30 days of purchase.

3RD PARTY DROP SHIP POLICY

Our drop ship program is free of handling charges. Shipping and freight charges do apply.

In order to increase efficiency and avoid losses, delays, damages, and billing issues, we will use our preferred shipping carriers and the shipping/freight charges will be added prepaid onto your invoice. Services offered are UPS, USPS, and LTL carriers. This only affects customers who request third party billing, freight collect customers are not affected.

RETAIL PACKAGING

Retailers and Distributors may purchase items in retail display packaging. Retail display packaged items are identified with a "-1" after the part number on your purchase order.

For example, if a customer would like to purchase a cup holder (part # 56228S) with shell packaging, simply put "56228S-1" on the purchase order.

Standard display packaging may consist of injection molded shells with logo inserts, shells with logo cardboard backing, and poly bags with card headers.

WARRANTY AND RETURNS

WARRANTY:

White Water Marine Hardware warrants to the original purchaser that the hardware will be free from defects in material or workmanship, under normal use and service, for (1) year after the purchase date.

This limited warranty is not applicable if the hardware is damaged by accident, improper installation, unreasonable use, lack of proper maintenance, unauthorized repair or modification, or any other causes not arising out of defects in material and/or workmanship.

Under this warranty, White Water Marine Hardware's obligations are limited to repair of the product at one of White Water Marine Hardware's plants, or replacement of the product at White Water Marine Hardware's discretion and at White Water Marine Hardware's expense. Any expenses involved in the removal, reinstallation, or transportation of the products are not covered by this warranty.

This document contains White Water Marine Hardware's only express warranty of the product. This warranty is expressly made in lieu of any other incidental or consequential costs, expenses or damages. This warranty gives the purchaser specific legal rights, and the purchaser may also have other rights which vary from state to state.

RETURNS and EXCHANGES:

All returns must have prior authorization and must be requested within 30 days of original purchase.

Returns are handled on a case-by-case basis, some returns may be subject to a 20% restocking fee.

A Return Merchandise Authorization (RMA) number issued by White Water and a copy of the original invoice must accompany all returns. Returned items must be unused, in original packaging, with no visible damage.

Shipping costs are non-refundable with exceptions for defective or damaged product. The buyer is responsible for the return shipping costs/fees. Refunds are limited to cost of item only.

The acceptance by White Water Marine Hardware of any product(s) that a customer has returned shall not be deemed an admission of the defect/damage of said product or violation of the warranty.

DAMAGE OR LOSS DURING TRANSIT:

It is the responsibility of the carrier for damages or loss of product while in transit. In the case of such a damage or shortage, please take the following steps:

1. Please note the damage or loss with the carrier by the carrier's claims line or online form. For LTL shipments please note it on the Bill of Lading.
2. Take photo documentation for the claims process.
3. Note which items and quantities are affected.

Please send the documentations list above to White Water Marine Hardware within 3 business days of receipt for us to assist in the claims process.

PRODUCTS, CONTENT, AND SPECIFICATIONS

We reserve the right to improve items contained within this catalog without prior notification. Although we strive to ensure that product information within our catalog is correct, typographical errors may occur and provide you with inaccurate or incomplete information. Similarly, all features, content, specifications, of products described within this catalog are subject to change at any time without notice. Certain weights, measures and descriptions are approximate and are provided for your convenience purpose only.



I-IV ABOUT US

4-7 ROD HOLDERS

Stainless Steel Rod Holders
 Rod Holders with Caps
 Outrigger Pole Holders



8-14 ANCHORING AND MOORING

Anchor Rollers and Wheel Replacements
 Anchor Swivels and Chain Stoppers
 Deck Pipes
 Hawse Pipes
 Mooring Bitts



15-23 BOARDING HARDWARE

Telescoping Ladders
 Transom Ladders
 Sliding Ladders
 Under Platform Mounts
 Aluminum Dive Ladders
 Replacement Gudgeons
 Swim Platform Brackets



24-32 CLEATS, CHOCKS, LIFTING EYE, SKI TOWS

Herreshoff and Mooring Cleats
 Skene, Bow, Angled Chocks
 Lifting Eyes and Slings
 Bow and Stern Eyes
 Ski Tows
 Pad Eyes



33-40 CANVAS TOP FITTINGS AND ACCESSORIES

Jaw Slides
 Top Caps / Outside Eye Ends
 Top Inserts / Inside Eye Ends
 Deck Hinges
 Toggle and Quick Release Pins
 Black Knobs with Set Screws
 Eye Straps
 Cover Support Poles



41-48 GRAB RAILS AND RAIL FITTINGS

Rail Bases
 Tees, Elbows, and Connectors
 Handrail Stanchions
 Stanchion Poles and Bases
 Grab Rails



49-65 DOOR & CABINET HARDWARE, AND BRACKETS

Hinges
 Door Holders, Hooks, Barrel Bolts, Catches, Hasps
 Handles and Pulls



66-69 LATCHES

Cabinet Latches
 Slam Latches
 Compression Latches



70-72 STEERING WHEELS

Destroyer Wheels
 Sailboat Wheels
 Control Knobs



73-75 VENTILATION

Cowl Vents and Deck Plates
 Midget, Louvered, Slotted Vents



76-85 PLUMBING

Deck Fills
 Fuel Vents
 Exhausts
 Thru-Hulls
 Garboard Plug and Drain Plugs
 Drain Covers



86-95 DECK HATCHES

Low Profile Deck Hatches
 Fiction Hinge Low Profile Deck Hatches
 Deck Hatch Options
 Deck Hatch Accessories



96-105 STAINLESS PORTLIGHTS (Fully Customizable)

Opening Formed Portlights
 Fixed Formed Portlights
 Portlight Options
 Portlight Accessories



106-111 OTHER STAINLESS PORTLIGHTS

Opening Stamped Portlights
 Opening Economy Portlights
 Fixed Stamped Portlights



112-114 WINDOWS

Stainless Windows
 Automatic Sliding Windows
 Automatic Opening Windows



115-121 SALOON DOORS

Flush Saloon Doors
 Curved Saloon Doors
 Swing Saloon Doors



122-130 MISCELLANEOUS HARDWARE

Boat Hooks and Clips
 Outboard Motor Brackets
 Pelican Hooks
 Drink Holders
 Lights
 Antenna Mounts
 Flag Pole
 Flag Pole Holders

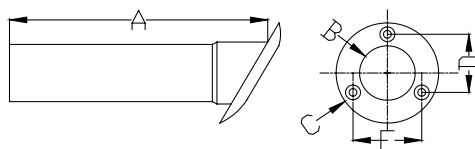
131-135 INDEX

Heavy Duty Rod Holder



- Sold by Each
- Round Flange
- 316 Stainless Steel Cast Flange
- 304 Stainless Steel Tube
- Fastener 1/4" FH
- White PE Liner

PART NO.	ANGLE	A	B	C	D	E
53320S	30°	9-1/4"	1-5/8"	4"	2-3/8"	2-3/4"
53321S	15°	9"	1-5/8"	4"	2-3/8"	2-3/4"
53322S	0°	8"	1-5/8"	4"	2-3/8"	2-3/4"

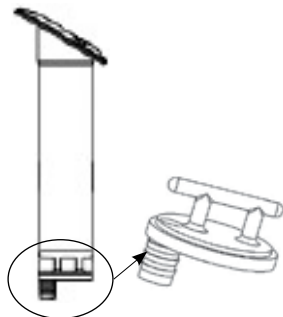


Heavy Duty Rod Holder with Closed Drain

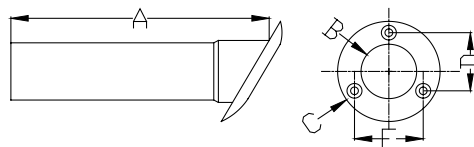


- Sold by Each
- Round Flange
- Closed Bottom with 1/2" Drain Tail
- 316 Stainless Steel Cast Flange
- 304 Stainless Steel Tube
- Fastener 1/4" FH
- White PE Liner

PART NO.	ANGLE	A	B	C	D	E
53320SC	30°	9-1/4"	1-5/8"	4"	2-3/8"	2-3/4"
53321SC	15°	9"	1-5/8"	4"	2-3/8"	2-3/4"
53322SC	0°	8"	1-5/8"	4"	2-3/8"	2-3/4"



1/2" Drain Tail

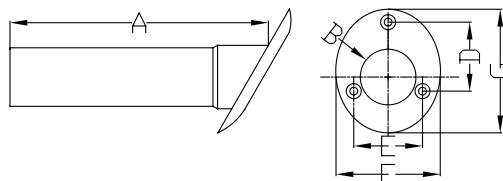


Rod Holder with White Liner



- Sold by Each
- Oval Flange
- 316 Stainless Steel Cast Flange
- 304 Stainless Steel Tube
- Fastener 1/4" FH
- White PE Liner

PART NO.	ANGLE	A	B	C	D	E	F
53315S	30°	8-7/8"	1-5/8"	4-1/4"	2-1/2"	2-5/8"	3-5/8"
53316S	15°	8-3/4"	1-5/8"	4-1/4"	2-1/2"	2-5/8"	3-5/8"
53317S	0°	8-1/4"	1-5/8"	4-1/4"	2-1/2"	2-5/8"	3-5/8"

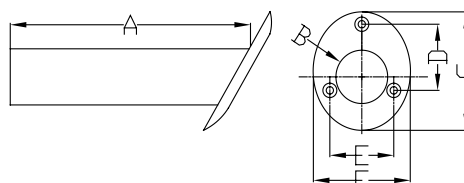


Rod Holder with Black Liner



- Sold by Each
- Oval Flange
- 316 Stainless Steel Cast Flange
- 304 Stainless Steel Tube
- Fastener 1/4" FH
- Black PE Liner

PART NO.	ANGLE	A	B	C	D	E	F
56135SP	30°	9"	1-5/8"	4-1/4"	2-1/2"	2-3/8"	3-1/2"
56135SP15	15°	8-7/8"	1-5/8"	4-1/4"	2-1/2"	2-3/8"	3-1/2"
56135SP00	0°	8-3/8"	1-5/8"	4-1/4"	2-1/2"	2-3/8"	3-1/2"

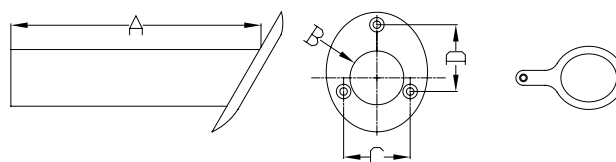


Rod Holder with Black Liner and Cap



- Sold by Each
- Oval Flange
- 316 Stainless Steel Cast Flange
- 304 Stainless Steel Tube
- Fastener 1/4" FH
- Black PE liner with Cap

PART NO.	ANGLE	A	B	C	D	E	F
56136SP	30°	9"	1-5/8"	4-1/4"	2-1/2"	2-3/8"	3-1/2"
56136SPC	Replacement PVC cap only for 56136SP						

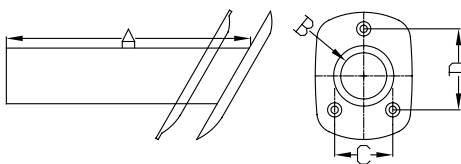


Stamped Rod Holder



- Sold by Each
- Oblong Flange
- 304 Stainless Steel Stamped Flange
- 304 Stainless Steel Tube
- Fastener 1/4" FH
- 30° Angle
- Black PVC Liner

PART NO.	FLANGE SIZE	A	B	C	D
57738S	3-1/2" x 4-9/16"	9-5/16"	1-5/8"	2-1/8"	3-1/8"
57738SR	Replacement liner				

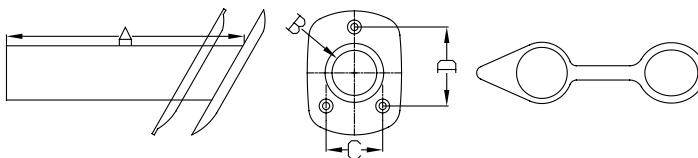


Stamped Rod Holder with Cap



- Sold by Each
- Oblong Flange
- 304 Stainless Steel Stamped Flange
- 304 Stainless Steel Tube
- Fastener 1/4" FH
- 30° Angle
- Black PVC Liner with Cap

PART NO.	FLANGE SIZE	A	B	C	D
57739S	3-1/16" x 4-9/16"	9-5/16"	1-5/8"	2-1/8"	3-1/8"
57739SR	Replacement liner with Cap				

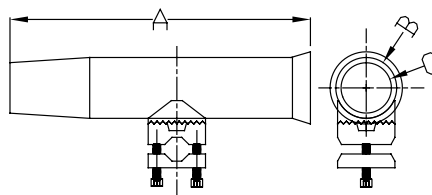


Tapered Clamp-On Adjustable Rod Holder



- Sold by Each
- 316 Stainless Steel Clamp
- 304 Stainless Steel Tube
- Fastener 1/4"
- White PVC Liner
- Versatile Design Allows a Full 360° Adjustment
- For 3/4"—1-1/4" Tube

PART NO.	A	B	C
53300SL	9-3/4"	2-1/4"	1-5/8"

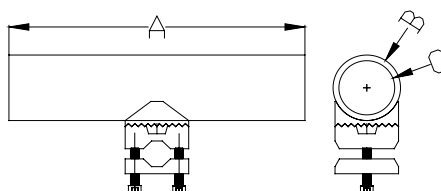


Economy Clamp-On Rod Holder



- Sold by Each
- 316 Stainless Steel Clamp
- 304 Stainless Steel Tube
- Fastener 1/4" FH
- Black PVC Liner
- Versatile Design Allows a Full 360° Adjustment
- For 7/8"—1" Tube

PART NO.	A	B	C
53301SS	9-1/4"	2-1/4"	1-5/8"

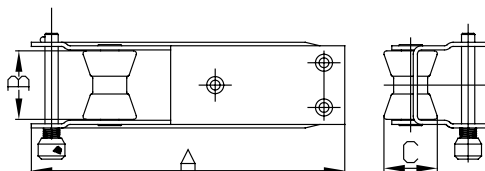


Anchor Roller



- Sold by Each
- 304 Stainless Steel Stamped
- Fastener 5/16" FH

PART NO.	THICKNESS	FINISH	A	B	C
ARSST-01	5/32"	Polished	7"	2"	1-1/2"

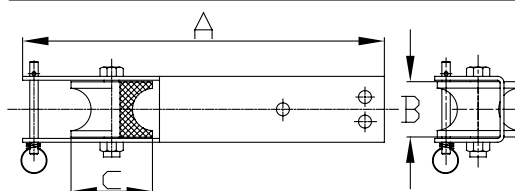


Long Fairlead Anchor Roller



- Sold by Each
- 304 Stainless Steel Stamped
- Fastener 3/8" FH

PART NO.	THICKNESS	FINISH	A	B	C
ARSW-03	5/32"	Satin	11"	1-3/4"	2-1/2"
AR7552S	1/8"	Polished	11"	1-3/4"	2-1/2"

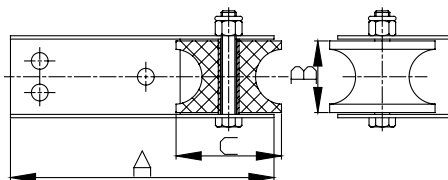


Small Fairlead Anchor Roller



- Sold by Each
- 304 Stainless Steel Stamped
- Fastener 3/8" FH

PART NO.	THICKNESS	FINISH	A	B	C
ARSW-02	5/32"	Satin	6-1/4"	1-3/4"	2-1/2"
AR7550S	5/64"	Polished	6-1/4"	1-3/4"	2-1/2"

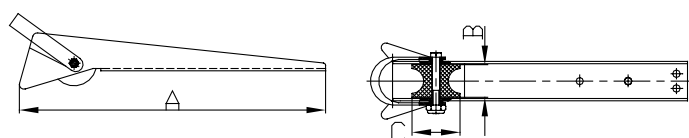


Small Anchor Roller



- Sold by Each
- 304 Stainless Steel Stamped
- Fastener 3/8" FH

PART NO.	THICKNESS	FINISH	A	B	C
AR7557S	1/8"	Satin	15-1/4"	1-3/4"	2-1/2"

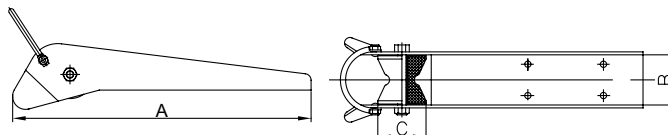


Medium Anchor Roller



- Sold by Each
- 304 Stainless Steel Stamped
- Fastener 3/8" FH

PART NO.	THICKNESS	FINISH	A	B	C
ARWU-04	3/16"	Satin	18"	3"	3"

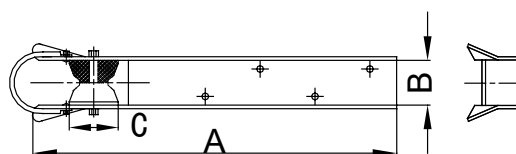


Narrow Anchor Roller



- Sold by Each
- 304 Stainless Steel Stamped
- Fastener 3/8" FH

PART NO.	THICKNESS	FINISH	A	B	C
ARWC-01	3/16"	Satin	19-7/8"	2-1/2"	2-3/4"
ARWC-01HP	3/16"	Polished	19-7/8"	2-1/2"	2-3/4"

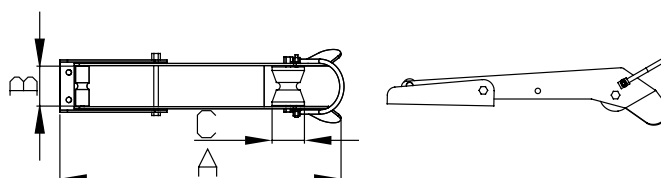


Pivoting Anchor Roller



- Sold by Each
- 304 Stainless Steel Stamped
- Fastener 3/8" FH

PART NO.	THICKNESS	FINISH	A	B	C
AR7561S	1/8"	Polished	20-1/2"	3"	2-3/8"

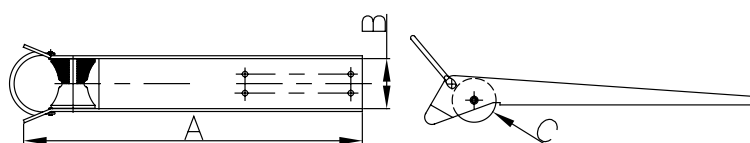


Long Platform Anchor Roller



- Sold by Each
- 304 Stainless Steel Stamped
- Fastener 3/8" FH

PART NO.	THICKNESS	FINISH	A	B	C
ARWU-03	3/16"	Satin	23-3/4"	3-3/8"	3"

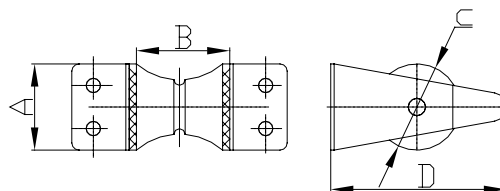


Platform Anchor Roller



- Sold by Each
- 304 Stainless Steel Stamped

PART NO.	FINISH	A	B	C	D	FASTENER
ARSW-04	Satin	3"	1-3/4"	2-1/2"	6"	3/8" FH
ARSW-05	Satin	3"	3-3/8"	3"	6"	7/16" FH
ARSW-06	Satin	5-1/2"	3-3/8"	3"	4"	7/16" FH

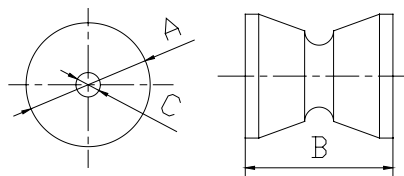


Replacement Wheels for Anchor Rollers

- Sold by Each
- Injection Molded Delrin Or Polyurethane (PU)
- All Wheels Will Be Switched To Delrin Once Current Inventory Is Depleted.



PART NO.	A	B	C	ANCHOR MODEL
7551U-B	1"	2-7/8"	3/8"	Aft/Small roller for AR7561S
7551U-A	2-3/8"	2-7/8"	3/8"	Forward/Big roller for AR7561S
7550U	2-1/2"	1-3/4"	7/16"	AR7550S, ARSW-02, AR7552S
				ARSW-03, AR7557S, ARSW-04
7560U	2-5/8"	2-3/8"	1/2"	ARWC-01HP
7558U	2-7/8"	2-7/8"	5/8"	ARWU-04
7564U	3"	3-3/8"	1/2"	ARWU-03, ARSW-05, ARSW-06
1210U	4"	4"	5/8"	

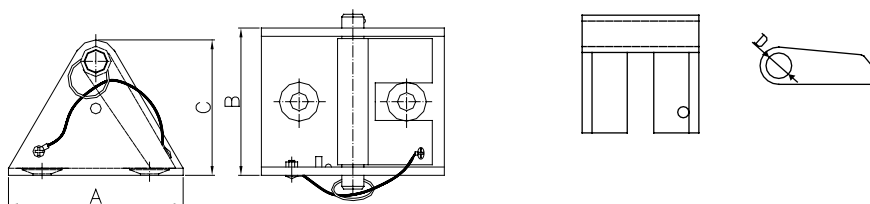


Deluxe Chain Stopper



- Sold by Each
- 316 Stainless Steel Cast
- Fastener 7/16" Bolt
- Works With Your Anchor Roller To Take The Tension Off Your Windlass.
- Mounts Alone Or Inside Most Anchor Rollers.
- Fits 1/4" To 3/8" Chain.
- Removable Pawl Flips Up When Not In Use.
- Prevents Damage To Windlass.

PART NO.	A	B	C	D
AS7502S	2-3/4"	3-1/8"	2-7/16"	1/2"

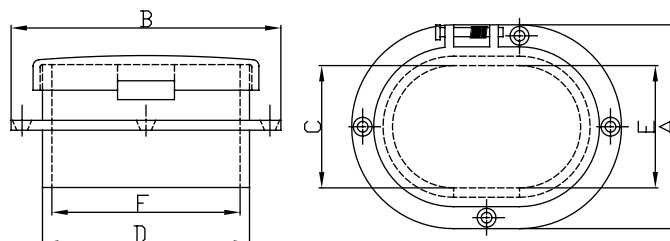


Spring Hinged Deck Pipe — Oval



- Sold by Each
- 316 Stainless Steel Cast
- Fastener #10 FH

PART NO.	A	B	C	D	E	F
AS7510S	4-1/16"	5-5/8"	2-3/4"	4-1/8"	2-7/16"	3-3/4"

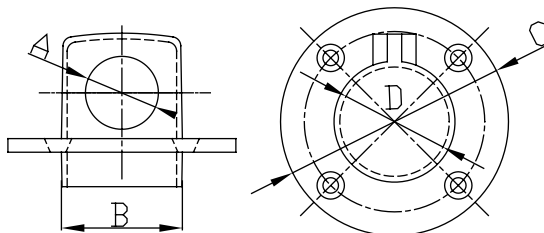


Spring Hinged Deck Pipe — Round



- Sold by Each
- 316 Stainless Steel Cast
- Fastener #10 FH

PART NO.	A	B	C	D
AS7520S	1"	1-3/4"	3-1/8"	1-1/2"

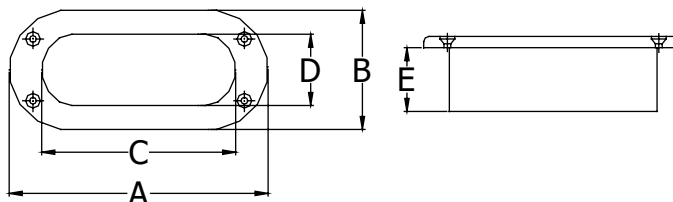


Oval Hawse Pipe



- Sold by Each
- 316 Stainless Steel Cast
- Fastener #8 FH

PART NO.	A	B	C	D	E
6200S	5-1/2"	2-1/2"	3-3/4"	1-1/2"	7/8"

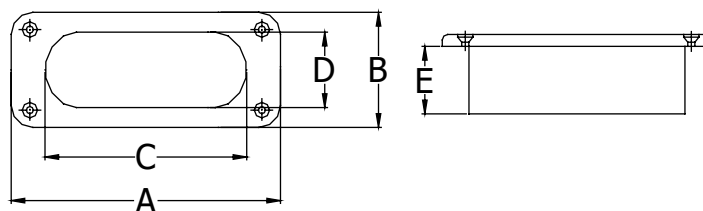


Rectangular Hawse Pipe



- Sold by Each
- 316 Stainless Steel Cast
- Fastener #10 FH

PART NO.	A	B	C	D	E
6202S	6"	3-1/4"	4"	2"	1-1/8"

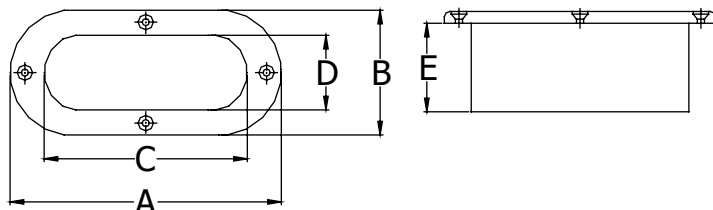


Oval Hawse Pipe



- Sold by Each
- 316 Stainless Steel Cast
- Fastener 1/4" FH

PART NO.	A	B	C	D	E
6204S	7"	4"	4-1/2"	1-1/2"	2-1/8"

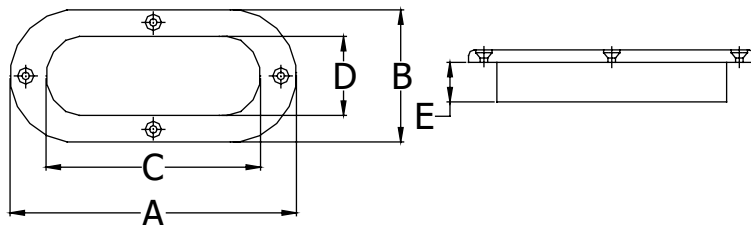


Oval Hawse Pipe



- Sold by Each
- 316 Stainless Steel Cast
- Fastener 1/4" FH

PART NO.	A	B	C	D	E
6206S	9-3/8"	5-1/4"	7"	3"	1"

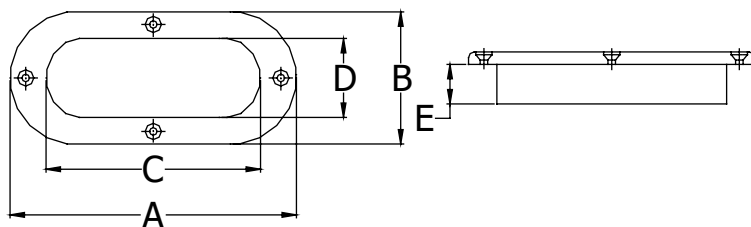


Oval Hawse Pipe with Hidden Fasteners



- Sold by Each
- 316 Stainless Steel Cast
- Stud 1/4"-20, 1-5/16" Stud Length

PART NO.	A	B	C	D	E
6214S	6-1/8"	4-1/8"	4-1/16"	2-1/8"	1-5/16"

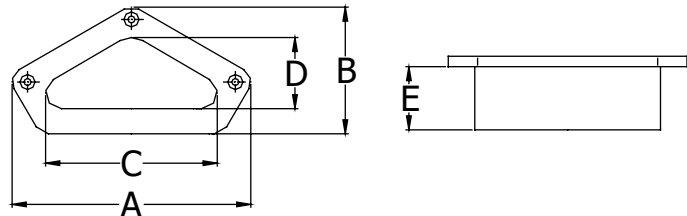


Triangular Hawse Pipe



- Sold by Each
- 316 Stainless Steel Cast
- Fastener #10 FH

PART NO.	A	B	C	D	E
6208S	8"	5"	5"	3"	2"

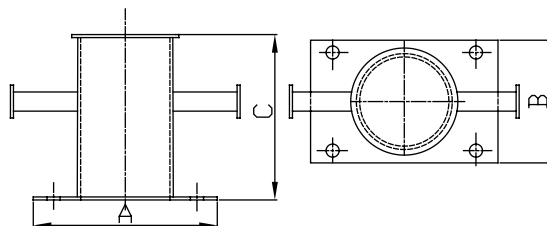


Mooring Bitt



- Sold by Each
- 304 Stainless Steel Formed
- Fastener 1/2" FH

PART NO.	A	B	C
7566S	8"	4-1/2"	6-3/16"

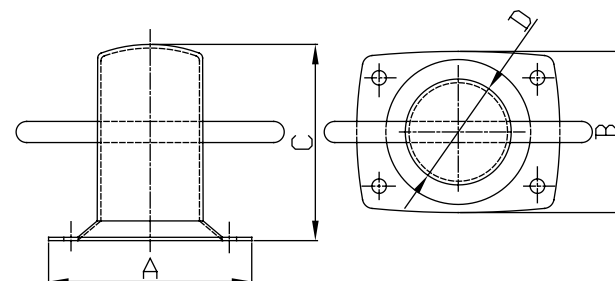


Small Mooring Bitt



- Sold by Each
- 304 Stainless Steel Formed
- Fastener 5/16" FH

PART NO.	A	B	C	D
7565S	4-13/16"	3-13/16"	4-3/4"	2-1/2"

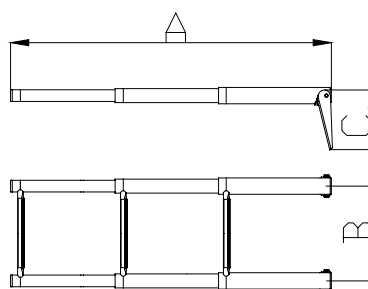


Over Platform Telescoping Ladder

- Sold by Each
- 304 Stainless Steel Tubing
- Ladder Folds Onto Swim Platform For Easy Stowing
- Bungee Cord Securing Strap Included
- Nylon Bushing in between Ladder Segments for Anti-Rattling



PART NO.	STEP NO.	A DEPLOYED	A STOWED	B	C	FASTENER
B00311R	2	23-1/2"	13-1/2"	10"	5-3/4"	1/4" FH
B00301R	3	34-5/8"	14-1/2"	10"	7"	1/4" FH
B00351R	4	45-1/2"	15-1/2"	10"	6-1/2"	5/16" FH
B00355R	5	55-7/8"	17-1/4"	10"	6-1/2"	5/16" FH

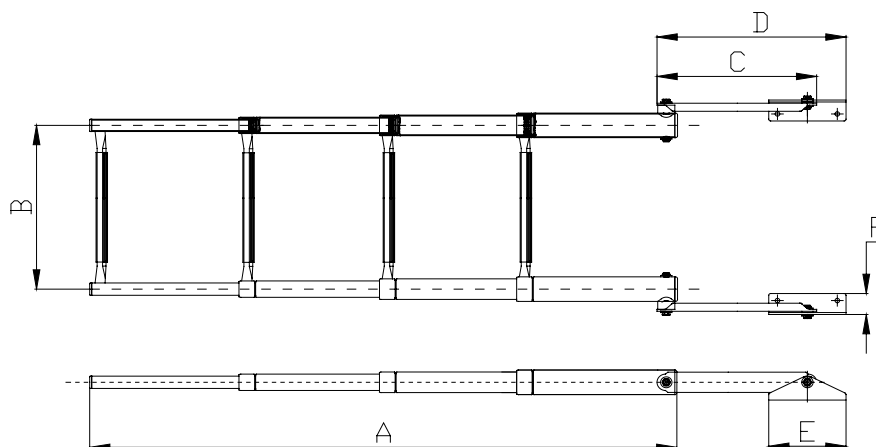


Fold Out Over Platform Telescoping Ladder

- Sold by Each
- 304 Stainless Steel Tubing
- Ladder Designed to Accommodate Folding into Storage Locker
- Nylon Bushing in between Ladder Segments for Anti-Rattling



PART NO.	STEP NO.	A DEPLOYED	A STOWED	B	C	D	E	F
B00351BBD	4	31-1/2"	16-1/2"	10"	9-1/2"	11-3/4"	4-1/2"	1-5/16"

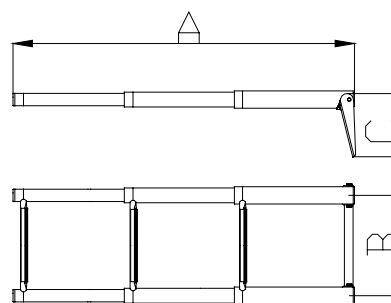


Over Platform Telescoping Ladder with Handle Bar



- Sold by Each
- 304 Stainless Steel Tubing
- Handle Bar for Easier Reboarding
- Nylon Bushing in between Ladder Segments for Anti-Rattling
- Bungee Cord Securing Strap Included

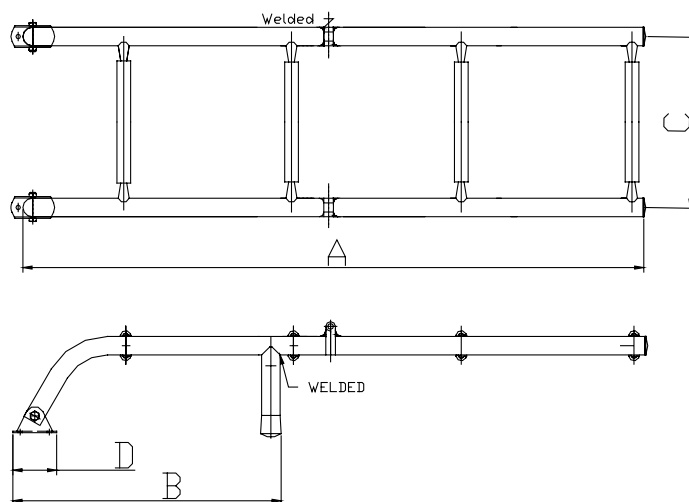
PART NO.	STEP NO.	A DEPLOYED	A STOWED	B	C	FASTENER
B00301CHA	3	35"	14-1/2"	10"	5-13/16"	1/4" FH
B00351CHA	4	45-1/2"	15-1/2"	10"	6-1/2"	5/16" FH



Transom Folding Ladder

- Sold by Each
- 304 Stainless Steel Tubing
- 316 Stainless Steel Cast Hinges
- Fastener 1/4" FH
- Ladder Folds Up For Easy Stowing

PART NO.	STEP NO.	A	B	C	D
B00361	4	33-1/2"	14-7/8"	10"	2-3/8"

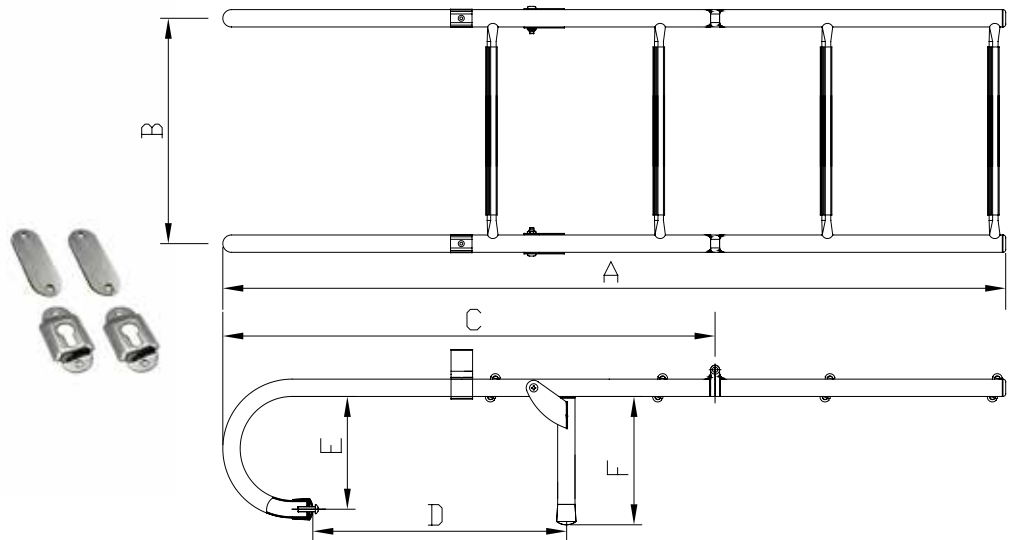


Gunwale Mount Ladder

- Sold by Each
- 304 Stainless Steel Tubing
- Ladder Folds Up for Easy Stowing
- Mount on the Gunwale and Remove for Storage



PART NO.	STEP NO.	A	B	C	D	E	F
B00365	4	45-1/4"	13"	28-1/2"	14-3/8"	7-1/8"	7-1/2"
B00367	5	55-1/2"	13"	37-3/4"	18-7/8"	7-3/8"	7-1/2"

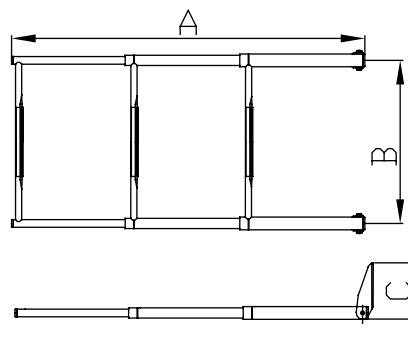


Wide Telescoping Ladder

- Sold by Each
- 304 Stainless Steel Tubing
- Ladder Folds Onto Swim Platform For Easy Stowing
- Bungee Cord Securing Strap Included
- Nylon Bushing in between Ladder Segments for Anti-Rattling



PART NO.	STEP NO.	A DEPLOYED	A STOWED	B	C
B00301WH	3	35"	15"	16"	7"
B00351WH	4	45-11/16"	15-1/4"	17-1/8"	6-1/2"

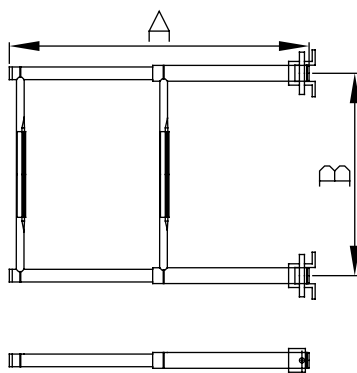


Under Platform Telescoping Ladder

- Sold by Each
- 304 Stainless Steel Tubing
- Ladder Slides Into The Bracket For Stowing
- Bungee Cord Securing Strap Included
- Nylon Bushing in between Ladder Segments for Anti-Rattling



PART NO.	STEP NO.	A DEPLOYED	A STOWED	B	FASTENER
B00331	2	23-1/2"	13-1/2"	10"	#10 FH
B00331-BKT	Replacement bracket and straps for B00331				1/4" FH
B00330	3	35"	14-1/2"	10"	#10 FH
B00330-BKT	Replacement bracket and straps for B00330				1/4" FH

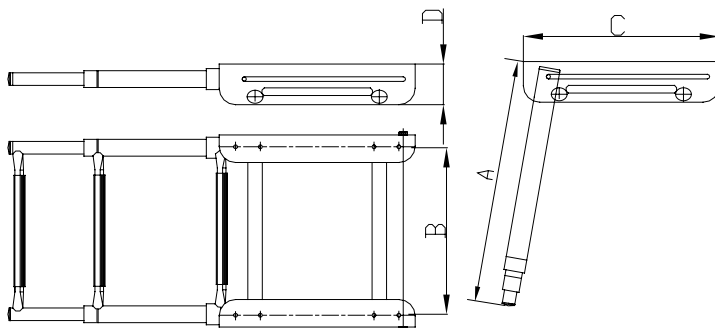


Under Platform Ladder

- Sold by Each
- 304 Stainless Steel Tubing
- Fastener 1/4" FH
- Ladder Stores Neatly Into Its Frame
- Rubber Strap Secures The Ladder In Place
- Nylon Bushing in between Ladder Segments for Anti-Rattling



PART NO.	STEP NO.	A DEPLOYED	A STOWED	B	C	D
B00301UPM	3	35-1/4"	15-3/4"	10"	14-1/4"	3"
B00351UPM	4	46-1/8"	16-1/4"	10-1/2"	15"	3-1/4"

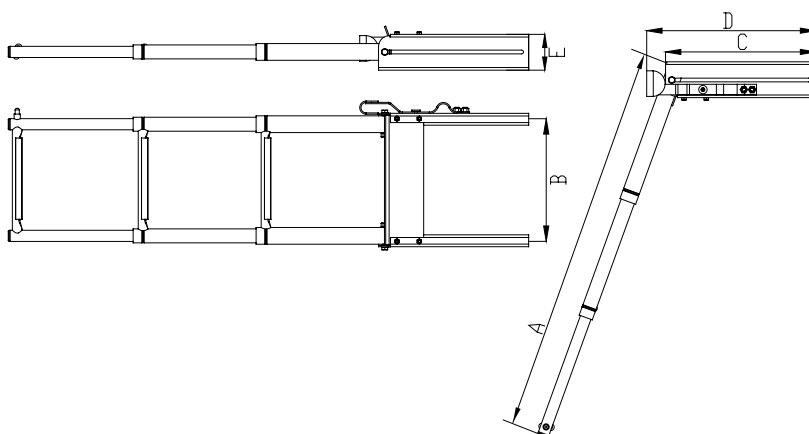


Under Platform Spring Loaded Ladder



- Sold by Each
- Both Options: 304 Stainless Steel Tubing or 316 Stainless Steel Tubing
- Fastener 1/4" FH
- Spring Loaded Ladder for Easy Deployment and Stowing
- Nylon Bushing in between Ladder Segments for Anti-Rattling

PART NO.	STEP NO.	A	A	B	C	D	E
		DEPLOYED	STOWED				
B00301USL	3	34-3/4"	14-27/32"	10"	14-3/8"	15-1/4"	3-7/32"
B00301USL-316	3	316 Stainless Version of B00301USL					
B00351USL	4	45-1/4"	16-1/4"	10"	15"	16-5/8"	3-7/32"
B00351USL-316	4	316 Stainless Version of B00351USL					

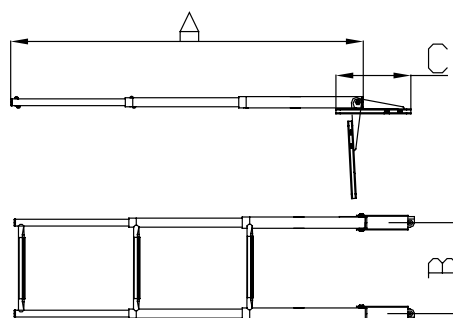


Over Platform Telescoping Sliding Ladder



- Sold by Each
- 304 Stainless Steel Tubing
- Fastener 1/4" FH
- Gudgeons And Ladder Slide Out For Additional Clearance Over The Side Of Your Boat
- Nylon Bushing in between Ladder Segments for Anti-Rattling

PART NO.	STEP NO.	A	A	B	C
		DEPLOYED	STOWED		
B00301SLD	3	35"	16-1/2"	10"	8-1/2"
B00351SLD	4	45-9/16"	15-3/4"	10"	8-1/2"

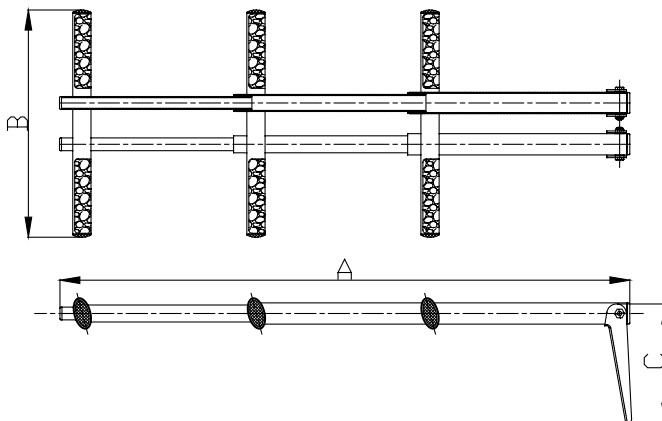


Over Platform Sport/Diver Ladder Telescoping



- Sold by Each
- 304 Stainless Steel Tubing

PART NO.	STEP NO.	A DEPLOYED	A STOWED	B	C	FASTENER
AM1303R	3	33-27/32"	16-15/16"	13-3/8"	7"	5/16"
AM1304R	4	43-3/16"	18-13/16"	13-3/8"	8"	5/16"

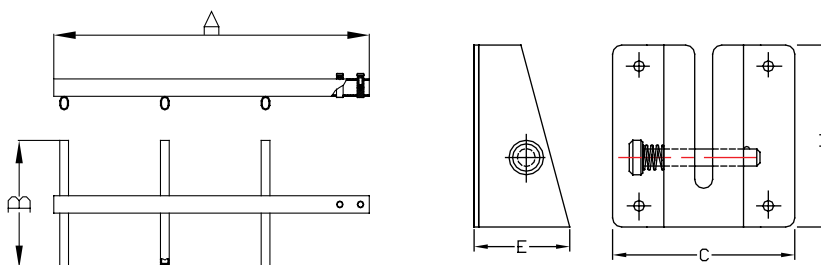


Sport / Diver Ladder



- Sold by Each
- 304 Stainless Steel Tubing
- Quick Release Transom Mounting Bracket Included

PART NO.	STEP NO.	A	B	C	D	E	FASTENER
AM1303S	3	36"	14"	4"	4"	2"	5/16" Bolt

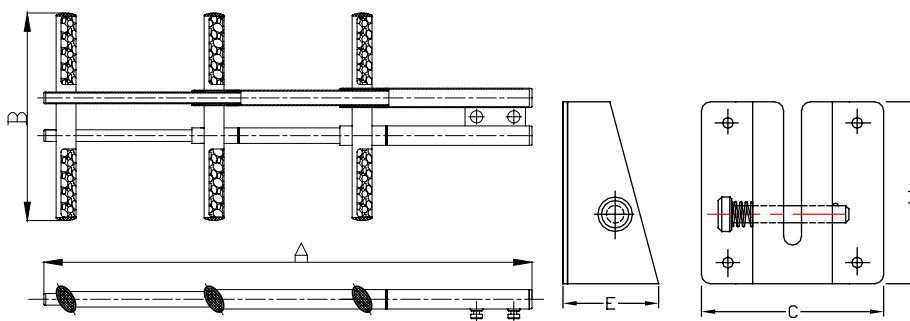


Sport/Diver Ladder Telescoping



- Sold by Each
- 304 Stainless Steel Tubing
- Quick Release Transom Mounting Bracket Included

PART NO.	STEP NO.	A DEPLOYED	A STOWED	B	C	D	E	FASTENER
AM1303T	3	31-1/2"	16-1/2"	13-3/8"	5"	4"	2"	5/16"
AM1304T	4	41-3/8"	17-3/8"	13-3/8"	5"	4"	2"	5/16"

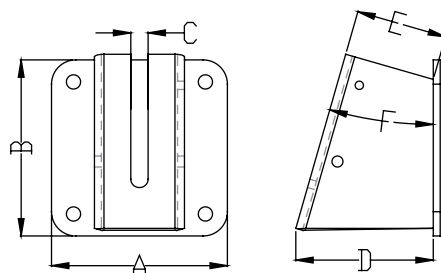


Bracket for Dive Ladders

- Sold by Each
- 304 Stainless Steel Stamped
- Includes Quick Release Locking Pin



PART NO.	A	B	C	D	E	F
AMB1	4"	4"	0.39"	1-3/4"	7/8"	16°
AMB2	4"	4"	0.39"	3-1/8"	2"	16°

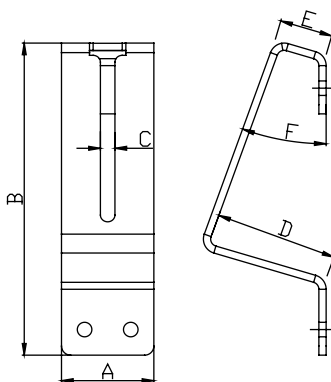


Bracket for Dive Ladders

- Sold by Each
- 304 Stainless Steel Stamped
- No Locking Pin



PART NO.	A	B	C	D	E	F
AMB3	2-7/16"	8-1/4"	0.39"	3-1/4"	1-1/4"	20°

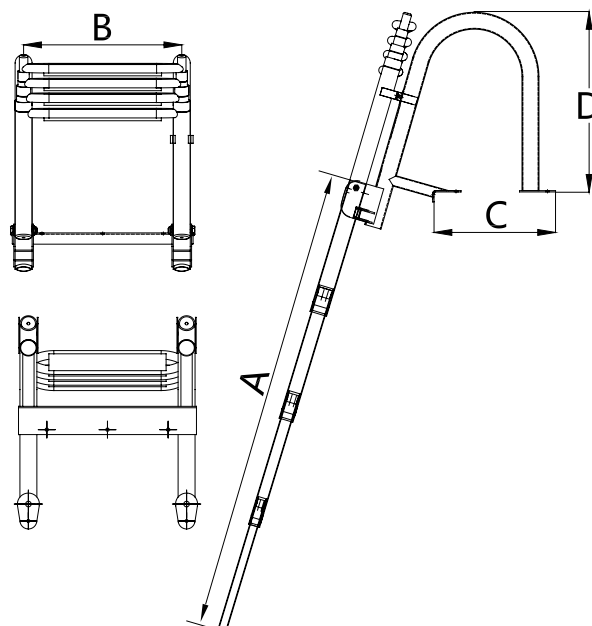


Pontoon Ladder Wide Step

- Sold by Each
- 304 Stainless Steel Tubing



PART NO.	STEP NO.	A DEPLOYED	B	C	D	FASTENER
B00351PL-WS	4	41"	14"	10-7/8"	16-1/8"	5/16"

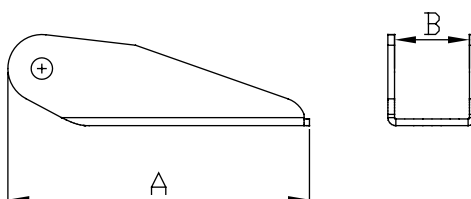


Transom Gudgeon



- Sold by Each
- 304 Stainless Steel Stamped
- Short Curved Tab

PART NO.	A	B	LADDER	FASTENER
7731SR	5-3/4"	1-1/8"	B00311R	5/16" FH
7732SR	5-13/16"	1-3/8"	B00301R-5	5/16" FH
7734SR	6-1/2"	1-3/4"	B00351R	3/8" FH
7736SR	7"	1-3/8"	B00301R, B00301WH	5/16" FH

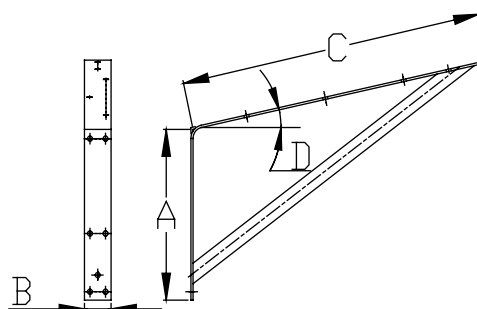


Swim Platform Mounting Bracket



- Sold by Each
- 304 Stainless Steel Stamped
- Fastener 1/4" FH

PART NO.	A	B	C	TUBE	D
7990S	6"	1-1/2"	12"	7/8"	12°
7991S	6"	1-1/2"	12"	7/8"	16°
7992S	9"	1-1/2"	17"	7/8"	12°

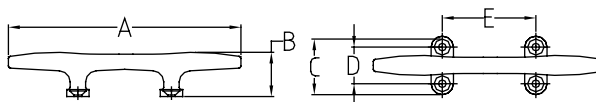


Herreshoff Cleat

- Sold by Each
- 316 Stainless Steel Cast



PART NO.	A	B	C	D	E	FASTENER
6028S	4-1/2"	1-1/16"	1-13/32"	7/8"	1-7/8"	#10 FH
6030S	6"	1-1/4"	1-7/8"	1-1/16"	2-1/4"	1/4" FH
6032S	8"	1-1/2"	2-3/16"	1-3/8"	2-7/8"	1/4" FH
6034S	10"	1-7/8"	2-11/16"	1-3/4"	3-11/16"	5/16" FH
6036S	12"	2-3/16"	2-3/4"	1-5/16"	3-3/4"	5/16" FH

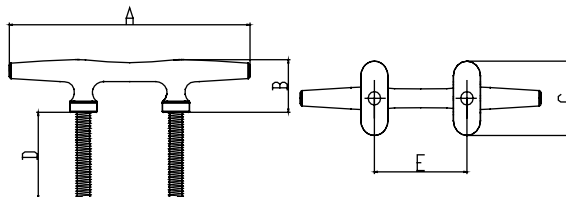


Studded Herreshoff Cleat

- Sold by Each
- 316 Stainless Steel Cast
- Fastener: 5/16"-18



PART NO.	A	B	C	D	E
6030SPE	6"	1-1/4"	1-3/4"	2"	2-1/4"
6032SPE	8"	1-1/2"	2"	2"	2-3/4"

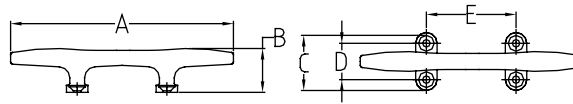


Heavy Duty Herreshoff Cleat

- Sold by Each
- 316 Stainless Steel Cast



PART NO.	A	B	C	D	E	FASTENER
6037S	8"	2"	2-9/16"	1-3/4"	3-5/16"	1/4" FH
6038S	10"	2-7/16"	2-7/8"	1-7/8"	3-3/4"	5/16" FH
6039S	12"	2-3/4"	3-1/2"	2-1/2"	4-13/16"	5/16" FH
6040S	15"	3-3/4"	3-7/8"	2-9/16"	4-27/32"	3/8" FH

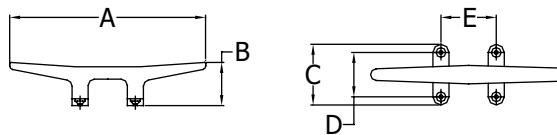


Mooring Cleat

- Sold by Each
- 316 Stainless Steel Cast



PART NO.	A	B	C	D	E	FASTENER
6044S	5-3/4"	1-1/4"	2-3/8"	1-5/8"	2"	1/4" FH
6046S	8"	1-5/8"	2-3/8"	1-5/8"	2-1/4"	1/4" FH
6048S	9-3/4"	1-3/4"	2-5/8"	1-3/4"	2-3/16"	1/4" FH

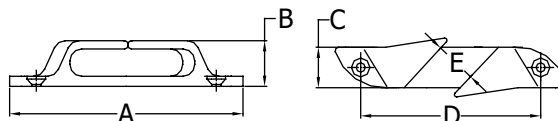


Skene Angled Bow Chocks



- Sold by Pair
- 316 Stainless Steel Cast

PART NO.	A	B	C	D	E	FASTENER
6050S	4-1/2"	1-5/16"	3/4"	3-5/16"	1/2"	#10 FH
6052SH	6"	1-15/16"	1-1/16"	4-5/8"	1-1/4"	1/4" FH
6054S	7-7/8"	1-7/8"	1"	6-3/8"	1-1/8"	1/4" FH

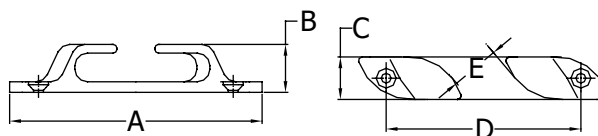


Angled Bow Chocks



- Sold by Pair
- 316 Stainless Steel Cast

PART NO.	A	B	C	D	E	FASTENER
6060S	4-1/2"	1"	3/4"	3-5/16"	1/2"	#10 FH
6062S	6"	1-1/8"	1-1/16"	4-3/4"	1"	1/4" FH
6064S	9"	1-3/4"	1-5/8"	7-3/16"	1-1/4"	5/16" FH

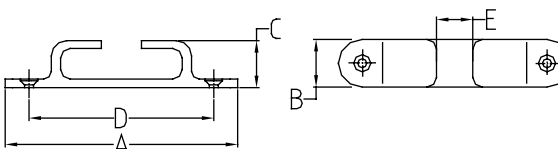


Bow Chocks



- Sold by Pair
- 316 Stainless Steel Cast

PART NO.	A	B	C	D	E	FASTENER
6070S	5"	15/16"	1-1/8"	3-15/16"	1-1/8"	1/4" FH
6072SP	6"	1-1/16"	1-1/8"	4-3/4"	1-3/8"	1/4" FH
6074S	9"	1-5/8"	1-3/4"	7-3/16"	1-1/4"	5/16" FH





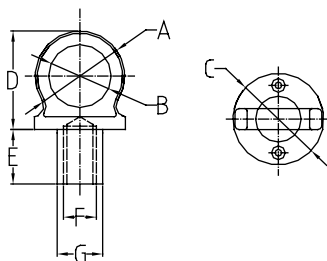
Full Assembly

Lift Ring

- Sold by Each
- 316 Stainless Steel Cast
- Fastener #10 FH



PART NO.	A	B	C	D	E	F	G
6231S	2-7/32"	1-1/2"	2-3/16"	2-3/8"	7/8"	5/8-11UNC	31/32"
6231S-L	2-7/32"	1-3/8"	2-1/4"	3-3/16"	15/16"	5/8-11UNC	31/32"

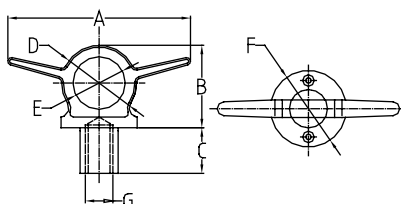


Lift Ring with Cleat

- Sold by Each
- 316 Stainless Steel Cast
- Fastener #10 FH



PART NO.	A	B	C	D	E	F	G
6322S	5-15/16"	1-7/8"	7/8"	1-31/32"	1-1/8"	2-3/32"	5/8-11UNC
6324S	7"	2-15/32"	31/32"	2-1/2"	1-1/2"	2-17/32"	5/8-11UNC

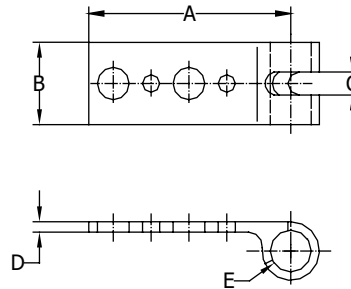


Sling

- Sold by Each
- 316 Stainless Steel Cast
- Fastener 1/2" & 3/8" FH



PART NO.	A	B	C	D	E
6325S	4-7/16"	1-3/4"	23/32"	5/16"	1-1/4"

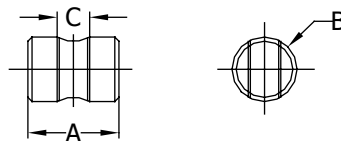


Cross Bar for Sling

- Sold by Each
- 304 Stainless Steel Machined
- Fastener 9/16" FH



PART NO.	A	B	C
6325S-C	1-3/4"	1-1/4"	5/8-11UNC



Lift Rod Only

- Sold by Each
- 304 Stainless Steel Machined



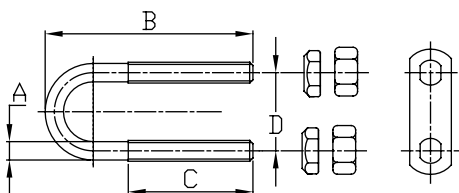
PART NO.	DESCRIPTION
6325S-R	SS 304 Rod for 6325S, Standard length: 12", 5/8-11UNC

Bow Eye

- Sold by Each
- 304 Stainless Steel Bent and Threaded



PART NO.	A	B	C	D	BOW PLATE	FASTENER
7846S-B	3/8"	3"	1-1/2"	1-1/2"	2	3/8"
7848S-B	3/8"	3-3/4"	2-1/4"	1-1/2"	2	3/8"
7850S-B	3/8"	4-1/2"	3"	1-1/2"	2	3/8"
7852S-B	1/2"	5-1/4"	3-1/2"	1-7/8"	2	1/2"
7863S-B	1/2"	4-1/2"	2-3/4"	1-7/8"	2	1/2"
7864S-B	1/2"	4-3/4"	3"	1-7/8"	2	1/2"
7854S-B	1/2"	5-7/8"	3-7/8"	1-7/8"	2	1/2"
7856S-B	1/2"	6-1/2"	4-3/8"	1-7/8"	2	1/2"
7858S-B	1/2"	7"	5-1/4"	1-7/8"	2	1/2"

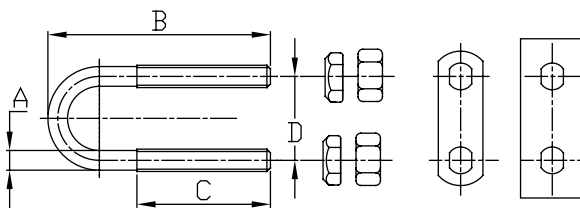


Stern Eye

- Sold by Each
- 304 Stainless Steel Bent and Threaded



PART NO.	A	B	C	D	BOW PLATE	STERN PLATE	FASTENER
7848S-S	3/8"	3-3/4"	2-1/4"	1-1/2"	1	1	3/8"
7850S-S	3/8"	4-1/2"	3"	1-1/2"	1	1	3/8"
7852S-S	1/2"	5-1/4"	3-1/2"	1-7/8"	1	1	1/2"
7861S-S	1/2"	3-3/4"	2"	1-7/8"	1	1	1/2"
7864S-S	1/2"	4-3/4"	3"	1-7/8"	1	1	1/2"
7867S-S	5/8"	8"	5-1/2"	1-7/8"	1	1	5/8"

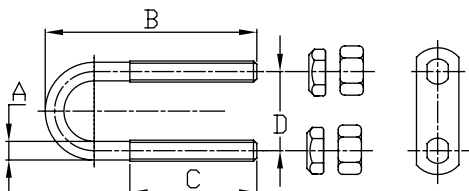


Long Shank Bow Eye



- Sold by Each
- 304 Stainless Steel Bent and Threaded

PART NO.	A	B	C	D	BOW PLATE	FASTENER
7859S-BL	3/8"	6"	3"	1-1/2"	2	3/8"
7866S-BL	1/2"	6-1/2"	3-1/2"	1-7/8"	2	1/2"

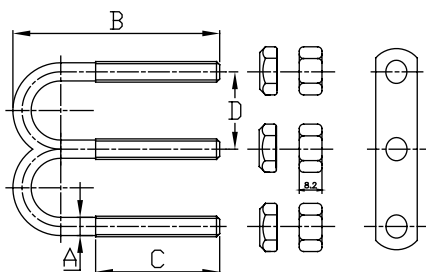


Double Shank Bow Eye



- Sold by Each
- 304 Stainless Steel Bent and Threaded

PART NO.	A	B	C	D	BOW PLATE	FASTENER
7848S-D	3/8"	3-3/4"	2-1/4"	1-3/8"	2	3/8"



Transom Mount Ski Tow



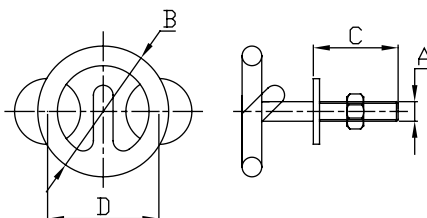
7767S



7767SPE

- Sold by Each
- 304 Stainless Steel Bent and Threaded

PART NO.	A	B	C	D
7767S	3/8"	2-1/2"	1-1/2"	2-1/8"
7767SPE	3/8"	2-1/2"	To Be Welded On Tubing	2-1/8"
7768S	3/8"	2-1/2"	2"	2-1/8"
7769S	3/8"	3"	2"	2-5/8"
7772S	1/2"	3-1/2"	3-1/2"	3"

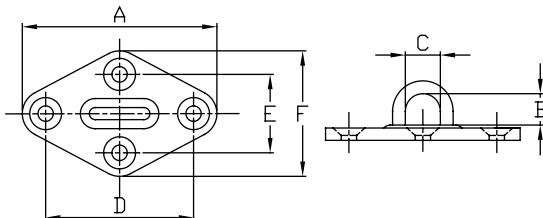


Diamond Pad Eyes

- Sold by Each
- 304 Stainless Steel Stamped



PART NO.	A	B	C	D	E	F	FASTENER
02321S	2-5/16"	1/2"	7/16"	1-13/16"	1-15/16"	1-7/16"	#8 FH
02322S	2-3/8"	9/16"	1"	2"	1"	1-9/16"	#10 FH
02323S	3-1/8"	11/16"	7/8"	2-1/2"	1-3/16"	2"	#12 FH

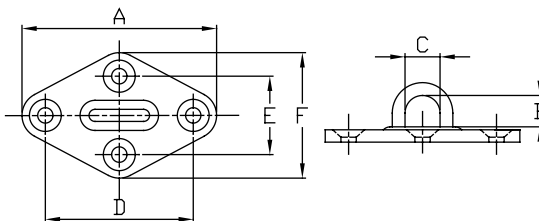


Diamond Pad Eyes

- Sold by Each
- 316 Stainless Steel Cast
- Fastener 1/4" FH



PART NO.	A	B	C	D	E	F
6330S	3-1/8"	7/16"	3/4"	2-3/8"	1-1/4"	2"
6332S	3-1/2"	1/2"	7/8"	2-5/8"	1-3/8"	2-3/16"
6334S	4"	5/8"	1"	3-1/16"	1-19/32"	2-3/8"

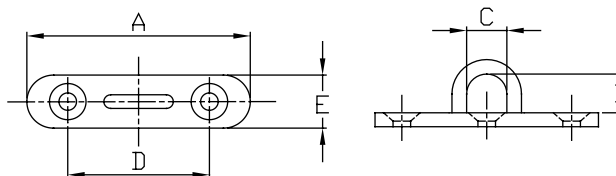


Oblong Pad Eyes



- Sold by Each
- 304 Stainless Steel Stamped
- Fastener #10 FH

PART NO.	A	B	C	D	E
02341S	1-3/4"	1/2"	11/16"	1-1/4"	9/16"
02342S	2-3/8"	9/16"	15/16"	1-3/4"	13/16"
02343S	3-1/8"	11/16"	1-3/16"	1-3/8"	1"

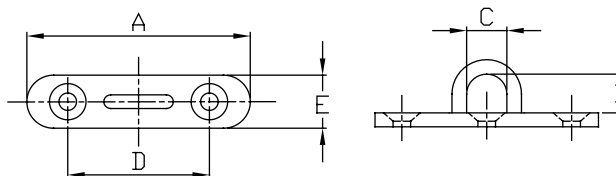


Oblong Pad Eyes



- Sold by Each
- 316 Stainless Steel Cast

PART NO.	A	B	C	D	E	FASTENER
6340S	2-15/16"	1/2"	5/8"	2-3/16"	7/8"	1/4" FH
6342S	3-1/2"	5/8"	3/4"	2-5/8"	1-1/4"	5/16" FH
6344S	4"	3/4"	7/8"	3"	1-3/8"	5/16" FH

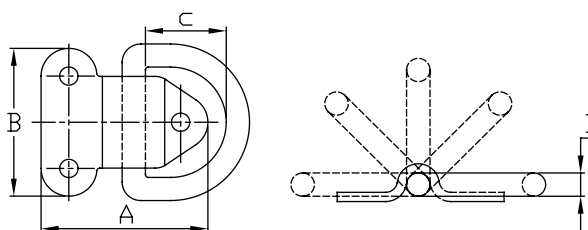


Folding Pad Eyes



- Sold by Each
- 304 Stainless Steel Stamped
- Fastener 1/4" FH

PART NO.	A	B	C	D
02926S	2-5/16"	2"	15/16"	1/4"
02927S	2-5/16"	2"	1"	5/16"

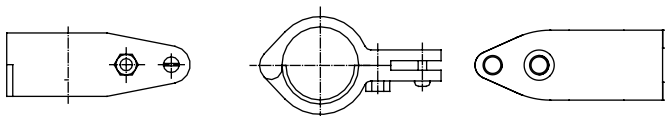


Take-Apart Jaw Slide



- Sold by Each
- 316 Stainless Steel Cast

PART NO.	FOR RAIL	W/PLATE, FOR RAIL	PLATE THICKNESS
6800S	1"	7/8"	1/16"
6802S	1-1/4"	1-1/8"	1/16"

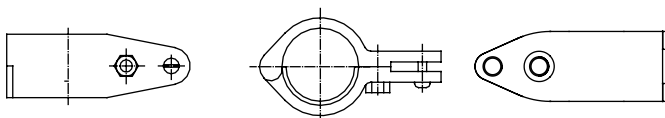


Hinged Jaw Slide



- Sold by Each
- 316 Stainless Steel Cast

PART NO.	FOR RAIL	W/PLATE, FOR RAIL	PLATE THICKNESS
6802SH	1-1/4"	1-1/8"	1/16"
6804SH	1-1/2"	1-3/8"	3/32"



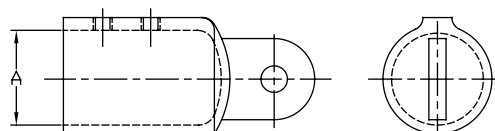
Heavy Duty Top Cap



6810SEU

- Sold by Each
- 316 Stainless Steel Cast

PART NO.	DESCRIPTION	SET SCREW	A
6810SEU	Top cap	Two	7/8"
6811SEU	Top cap	Two	1"



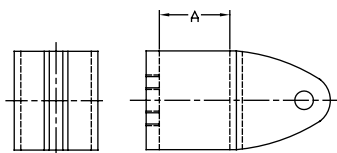
Jaw Slide



6816SEU

- Sold by Each
- 316 Stainless Steel Cast

PART NO.	DESCRIPTION	SET SCREW	A
6815SEU	Jaw slide w/bolt	Two	7/8"
6816SEU	Jaw slide w/bolt	Two	1"

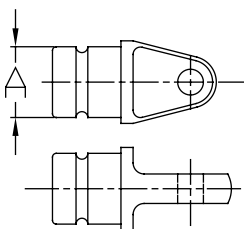


Top Insert



- Sold by Each
- 316 Stainless Steel Cast

PART NO.	DESCRIPTION	FOR TUBE	A
6820S	Top insert	3/4"	0.63"
6821S	Top insert	7/8"	0.74"
6822S	Top insert	1"	0.83"

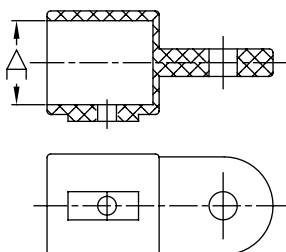


Nylon Top Cap



- Sold by Each
- Nylon Injection Molded

PART NO.	DESCRIPTION	A
58700B	Black top cap	3/4"
58701B	Black top cap	7/8"

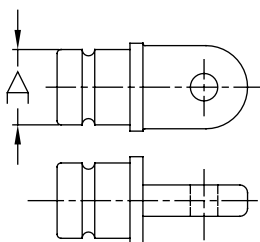


Nylon Top Insert



- Sold by Each
- Nylon Injection Molded

PART NO.	DESCRIPTION	FOR TUBE	A
58703B	Black top insert	3/4"	0.63"
58704B	Black top insert	7/8"	0.74"

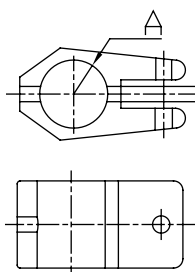


Nylon Jaw Slide



- Sold by Each
- Nylon Injection Molded

PART NO.	DESCRIPTION	A
58706B	Black jaw slide	3/4"
58707B	Black jaw slide	7/8"

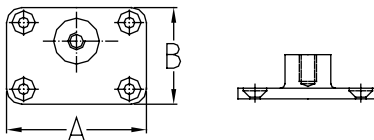


Heavy Duty Side Mount Deck Hinge



- Sold by Each
- 316 Stainless Steel Cast
- Fastener 1/4" FH

PART NO.	A	B	PIN SIZE
6825S	2-13/16"	1-7/8"	1/4"

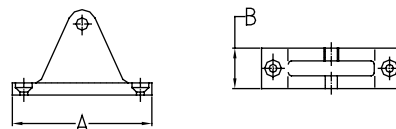


Deck Hinge 90°



- Sold by Each
- 316 Stainless Steel Cast
- Fastener #10 FH

PART NO.	A	B	PIN SIZE
6828S	2-1/4"	3/4"	1/4"

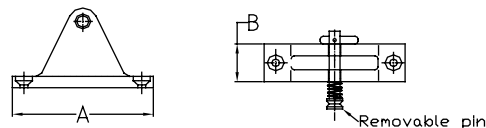


Deck Hinge with Removable Pin 90°



- Sold by Each
- 316 Stainless Steel Cast

PART NO.	A	B	PIN SIZE	FASTENER
6830S	2-1/4"	3/4"	1/4"	#10 FH ea
6830S-PIN	Removable pin only			

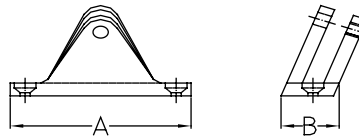


Angle Base Deck Hinge 80°



- Sold by Each
- 316 Stainless Steel Cast
- Fastener #10 FH

PART NO.	A	B	PIN SIZE
6832S	2-1/4"	3/4"	1/4"

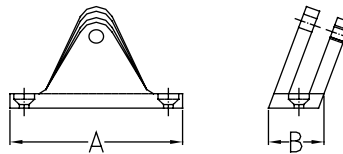


Angle Base Deck Hinge 80° with Removable Pin



- Sold by Each
- 316 Stainless Steel Cast
- Fastener #10 FH

PART NO.	A	B	PIN SIZE
6834S	2-1/4"	3/4"	1/4"

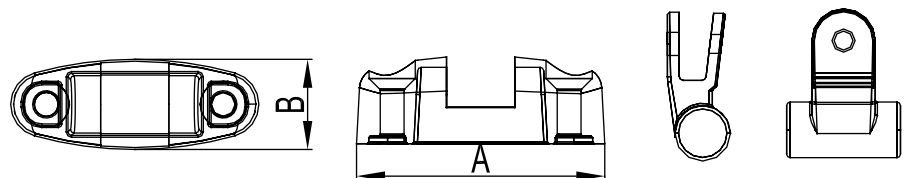


Adjustable Deck Hinge



- Sold by Each
- 316 Stainless Steel Cast

PART NO.	A	B	PIN SIZE
6839S	2-3/4"	1"	1/4"



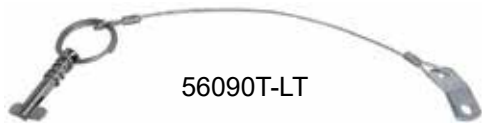
Toggle Pin with Lanyard

- Sold by Each
- 304 Stainless Steel Machined



56090T

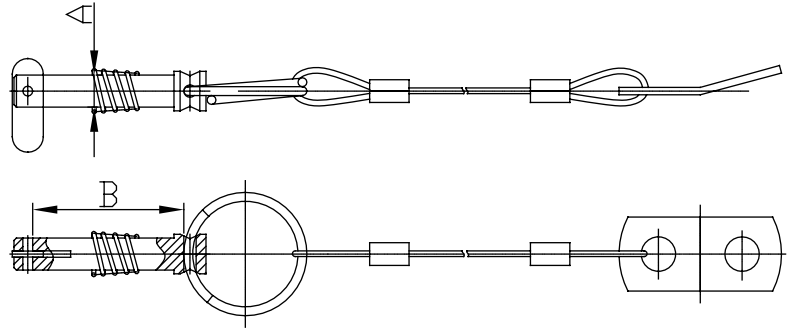
PART NO.	DESCRIPTION	A	B
56090T	Toggle pin only	1/4"	3/4"
56090T-LT	Pin with 6" lanyard TAB	1/4"	3/4"
56090T-LE	Pin with 6" lanyard EYE	1/4"	3/4"



56090T-LT



56090T-LE

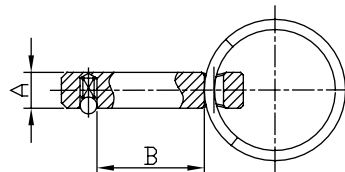


Quick Release Pin

- Sold by Each
- 304 Stainless Steel Machined



PART NO.	DESCRIPTION	A	B
56093P	Quick release pin only	1/4"	3/4"
56094P	Quick release pin only	1/4"	7/8"
56095P	Quick release pin only	1/4"	1"



Lanyard with Eye and Tab

- Sold by Each
- 304 Stainless Steel Formed

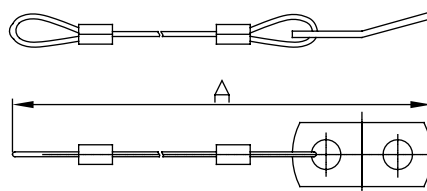


56097T



56097E

PART NO.	DESCRIPTION	A
56097T	6" Nylon Coated Lanyard with Tab	6"
56097E	6" Nylon Coated Lanyard with Eye	6"



Black Knob Set Screw Shaft

- Sold by Each
- 304 Stainless Steel Machined

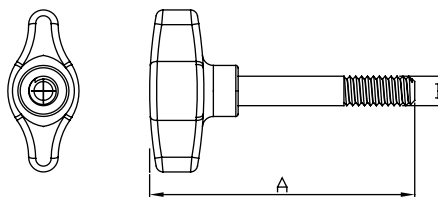


56098R



56098W

PART NO.	DESCRIPTION	A	B
56098R	Round Knob	15/16"	1/4" - 20
56098W	Winged Knob	1-3/8"	1/4" - 20

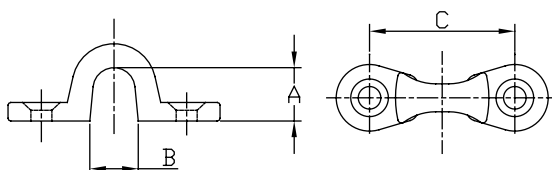


304 Stainless Steel Eye Straps

- Sold by Each
- 304 Stainless Steel Stamped
- Fastener #10



PART NO.	STOCK DIA	A	B	C
56105S	3/16"	1/2"	5/8"	1-9/16"
56105SPE	3/16"	7/16"	13/16"	1-6/16"
56106S	1/4"	5/8"	15/16"	1-3/4"
56107S	5/16"	21/32"	1-1/32"	1-15/16"



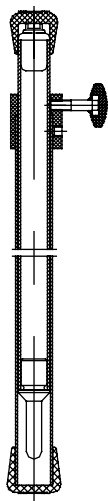
Boat Cover Support Poles



3-in-1 Adjustable

- Sold by Each
- Aluminum Extrusion
- 3-In-1 with a male canvas snap, a grommet tip, and a standard end cap
- Prolong the life of your boat cover by preventing water pockets
- Use knobs to adjust to desired height

PART NO.	DIMENSION
56110AP	Adjusts from 28" to 55"
56111AP	Adjusts from 40" to 70"



Round Rail Base

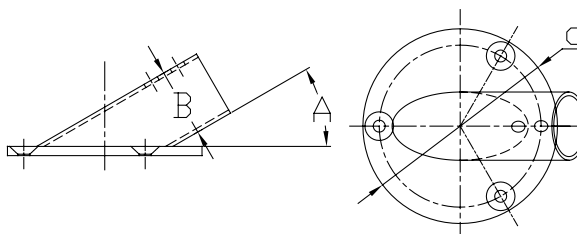


- Sold by Each
- 316 Stainless Steel Cast

PART NO.	ANGLE	B	C	FASTENER
6840S	30°	7/8"	2-1/2"	#10 FH
6841S	45°	7/8"	2-1/2"	#10 FH
6842S	60°	7/8"	2-1/2"	#12 FH
6843S	90°	7/8"	2-1/2"	#12 FH

PART NO.	ANGLE	B	C	FASTENER
6845S	30°	1"	2-3/4"	1/4" FH
6846S	45°	1"	2-3/4"	1/4" FH
6847S	60°	1"	2-3/4"	1/4" FH
6848S	90°	1"	2-3/4"	1/4" FH

PART NO.	ANGLE	B	C	FASTENER
6849S	90°	1-1/4"	3"	1/4" FH



Rectangular Rail Base

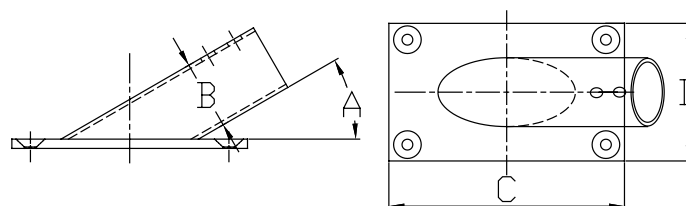


- Sold by Each
- 316 Stainless Steel Cast

PART NO.	ANGLE	B	C	D	FASTENER
6850S	30°	7/8"	3"	1-3/4"	#12 FH
6851S	45°	7/8"	3"	1-3/4"	#12 FH
6852S	60°	7/8"	3"	1-3/4"	#10 FH
6853S	90°	7/8"	3"	1-3/4"	#12 FH

PART NO.	ANGLE	B	C	D	FASTENER
6855S	30°	1"	3-1/2"	1-7/8"	1/4" FH
6856S	45°	1"	3-1/2"	1-7/8"	1/4" FH
6857S	60°	1"	3-1/2"	1-7/8"	1/4" FH
6858S	90°	1"	3-1/2"	1-7/8"	1/4" FH

PART NO.	ANGLE	B	C	D	FASTENER
6859S	90°	1-1/4"	3-1/4"	1-7/8"	1/4" FH

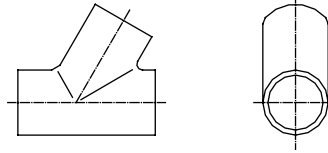


Handrail Tee Angled



- Sold by Each
- 316 Stainless Steel Cast

PART NO.	ANGLE	TUBE O.D.
6870S	60°	7/8"
6871S	60°	1"

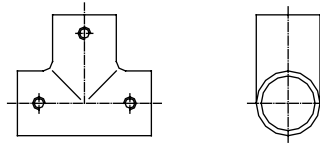


Handrail Tee



- Sold by Each
- 316 Stainless Steel Cast

PART NO.	ANGLE	TUBE O.D.
6872S	90°	7/8"
6873S	90°	1"
6874S	90°	1-1/4"

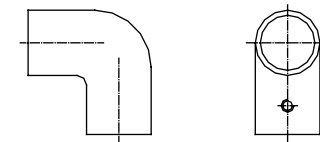


2-Way Handrail Elbow



- Sold by Each
- 316 Stainless Steel Cast

PART NO.	ANGLE	TUBE O.D.
6876S	90°	7/8"
6877S	90°	1"
6880S	90°	1-1/4"

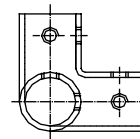
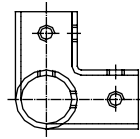


3-Way Handrail Elbow



- Sold by Each
- 316 Stainless Steel Cast

PART NO.	ANGLE	TUBE O.D.
6878S	90°	7/8"
6879S	90°	1"

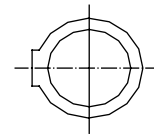
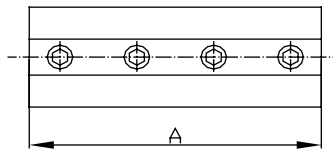


Heavy Duty Tube Connector



- Sold by Each
- 316 Stainless Steel Cast

PART NO.	A	TUBE O.D.
6895S	3"	7/8"
6896S	3"	1"



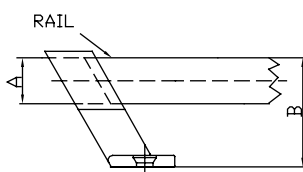
Stainless Steel 316 Handrail Stanchions

- Sold by Each
- 316 Stainless Steel Cast
- Uses 1/4"-28 set screw for rail installation.
- Each base is pre-drilled with two countersunk holes for #10 screws
- Port-side Stanchions (-P) have set screws on the left side of bushing
- Starboard Stanchions (-S) have set screws on the right side of bushing



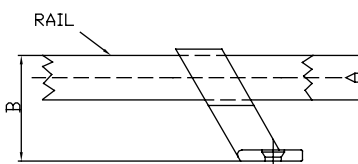
6862S

PART NO.	ANGLE	POSITION	SET SCREWS	A	B	FASTENER
6862S	120°	Forward	N/A	7/8"	1-13/16"	#10 FH
6867S	120°	Forward	N/A	1"	2-3/16"	#10 FH



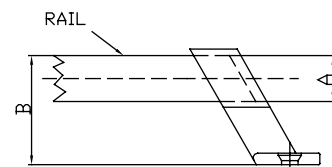
6861S-P

PART NO.	ANGLE	POSITION	SET SCREWS	A	B	FASTENER
6861S	60°	Center	N/A	7/8"	1-13/16"	#10 FH
6861S-P	60°	Center	Left Hand	7/8"	1-13/16"	#10 FH
6861S-S	60°	Center	Right Hand	7/8"	1-13/16"	#10 FH
6866S	60°	Center	N/A	1"	2-3/16"	1/4" FH



6860S-P

PART NO.	ANGLE	POSITION	SET SCREWS	A	B	FASTENER
6860S	60°	Aft	N/A	7/8"	1-13/16"	#12 FH
6860S-P	60°	Aft	Left Hand	7/8"	1-13/16"	#12 FH
6860S-S	60°	Aft	Right Hand	7/8"	1-13/16"	#12 FH
6865S	60°	Aft	N/A	1"	2-3/16"	1/4" FH

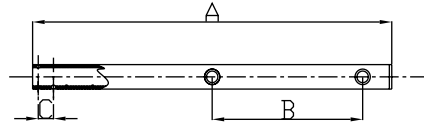


Cylindrical Tip Stanchion



- Sold by Each
- 304 Stainless Steel Tubing
- Stainless Steel Tube 1" O.D.
- With double lifeline holes

PART NO.	A	B	C
6015S	23-1/2"	11-3/32"	1"

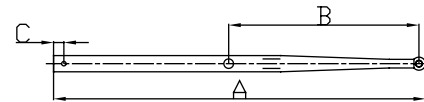


Tapered Tip Stanchion



- Sold by Each
- 304 Stainless Steel Tubing
- Stainless Steel Tube 1" O.D.
- With double lifeline holes

PART NO.	A	B	C
6016S	24"	12-11/32"	21/32"

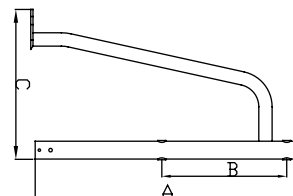


Gate Stanchion



- Sold by Each
- 304 Stainless Steel Tubing
- Stainless Steel Tube 1" O.D.
- With double lifeline holes

PART NO.	A	B	C	RAIL SIDE
6017SR	24"	11-3/32"	13-1/2"	Right
6017SL	24"	11-3/32"	13-1/2"	Left

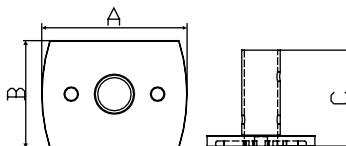


Cast Stanchion Base



- Sold by Each
- 316 Stainless Steel Cast
- Stainless Steel Base for 6015S, 6017SR, 6017SL
- Fastener 1/4" Stud, 2-1/2" Length

PART NO.	A	B	C
6018S	3-11/32"	2-1/2"	2-1/4"

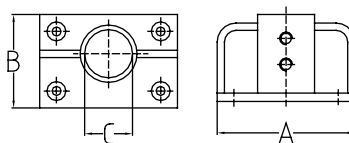


Cast Stanchion Base



- Sold by Each
- 316 Stainless Steel Cast
- Stainless Steel Base for all the stanchions with 1" O.D. tube
- Fastener 1/4" FH
- Square deck plate, double baled

PART NO.	ANGLE	A	B	C
6020S	15°	3-7/16"	3"	1"

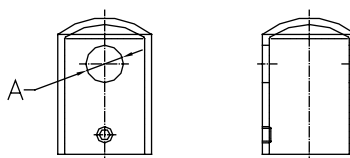


Heavy Duty Stanchion Cap



- Sold by Each
- 316 Stainless Steel Cast

PART NO.	A	TUBE O.D.
6897S	5/16"	1"

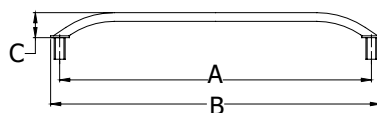


Oval Grab Rail



- Sold by Each
- 304 Stainless Steel Tubing
- 45° Terminal Angle
- Stud 5/16"-18, Stud Length 1-7/8"
- 1" x 3/4" Tube

PART NO.	A	B	C	FASTENER
7870S	10-3/4"	12"	2-1/8"	5/16"-18
7872S	16"	17-1/4"	2-1/8"	5/16"-18
7873S	16-3/4"	18"	2-1/8"	5/16"-18
7875S	22-3/4"	24"	2-1/8"	5/16"-18
7878S	34-3/4"	36"	2-1/8"	5/16"-18

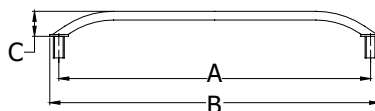


Angled Grab Rail



- Sold by Each
- 304 Stainless Steel Tubing
- 45° Terminal Angle
- Stud 5/16"-18, Stud Length 1-3/8"
- 7/8" Tube

PART NO.	A	B	C	FASTENER
7882S	8"	9-3/8"	2-1/2"	5/16"-18
7884S	11"	12-3/8"	2-1/2"	5/16"-18
7886S	12-7/8"	14-1/4"	2-1/2"	5/16"-18
7888S	17"	18-3/8"	2-1/2"	5/16"-18

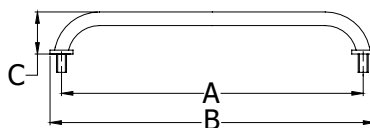


Round Grab Rail



- Sold by Each
- 304 Stainless Steel Tubing
- Stud 3/8"-16, Stud Length 1-3/8"
- 1" Tube

PART NO.	A	B	C	FASTENER
7892S	14"	15-1/4"	3"	3/8" Nut
7892SPE	Same As 7892S with threaded flange / no stud			3/8" Stud
7895S	24"	25-1/4"	3"	3/8" Nut
7895SPE	Same As 7895S with threaded flange / no stud			3/8" Stud
7899S	34"	35-1/4"	3"	3/8" Nut
7899SPE	Same As 7899S with threaded flange / no stud			3/8" Stud

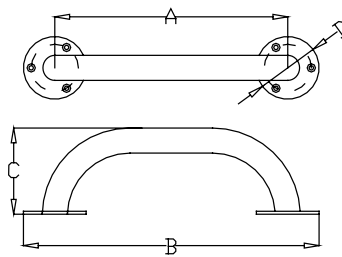


Tall Grab Rail



- Sold by Each
- 304 Stainless Steel Tubing
- Fastener #8 FH

PART NO.	A	B	C	D
78810S	9-1/2"	12"	3-7/16"	2-1/2"
78813S	15-1/2"	18"	3-7/16"	2-1/2"
78815S	21-1/2"	24"	3-7/16"	2-1/2"
78818S	33-1/2"	36"	4-1/2"	2-1/2"
78819S	45-1/2"	48"	4-1/2"	2-1/2"

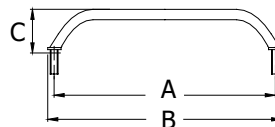


Thin Grab Rail



- Sold by Each
- 304 Stainless Steel Tubing
- 5/8" Tubing
- Stud 1/4"-20, Stud Length 7/8"

PART NO.	A	B	C	FASTNER
70250	8"	8-7/8"	1-15/16"	1/4"-20
70251	8"	8-7/8"	1-15/16"	1/4"-20

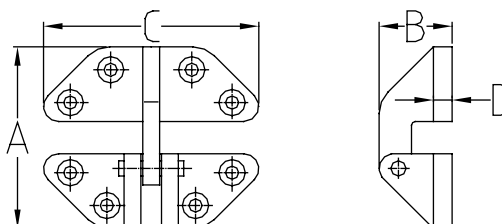


Hatch Hinge



- Sold by Pair
- 316 Stainless Steel Cast
- Quick-release pin for easy separation

PART NO.	A	B	C	D	FASTENER
6080S	2-5/8"	1-5/32"	2-7/8"	1/4"	#10 FH pr

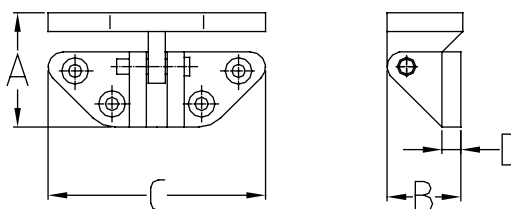


Angle Base Hatch Hinge



- Sold by Pair
- 316 Stainless Steel Cast
- Quick-release pin for easy separation

PART NO.	A	B	C	D	FASTENER
6082S	1-5/8"	1-5/32"	2-7/8"	1/4"	#10 FH pr



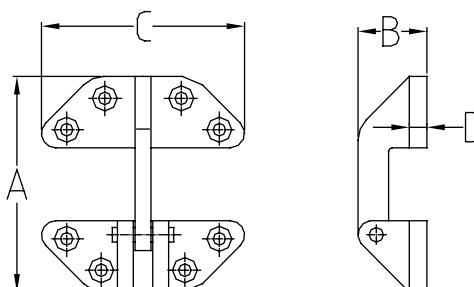
Long Reach Hatch Hinge



- Sold by Pair
- 316 Stainless Steel Cast

PART NO.	A	B	C	D	FASTENER
6084S	3-5/8"	1-5/32"	2-7/8"	1/4"	#10 FH pr
6084SPE	3-5/8"	1-5/32"	2-7/8"	1/4"	1/4" FH pr

The groove of 6084SPE is 3/32" wider than 6084S to accommodate
for powder coating thickness.

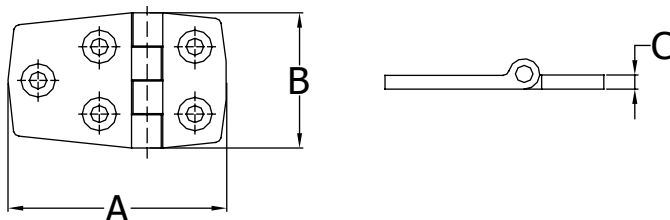


Cast Short Side Door Hinge



- Sold by Pair
- 316 Stainless Steel Cast

PART NO.	A	B	C	FASTENER
6104S	2-3/8"	1-1/2"	3/16"	#10 FH
6106S	2-7/8"	1-1/2"	3/16"	#10 FH

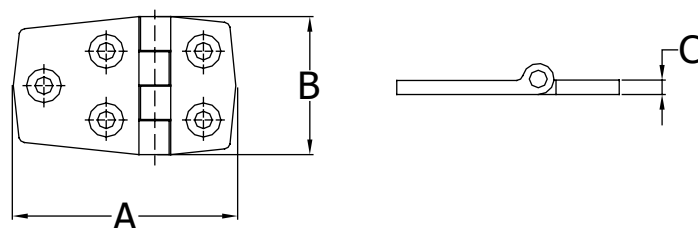


Stamped Short Side Door Hinge



- Sold by Pair
- 304 Stainless Steel Stamped

PART NO.	A	B	C	FASTENER
7722ES	2-1/4"	1-7/16"	1/16"	#12 FH

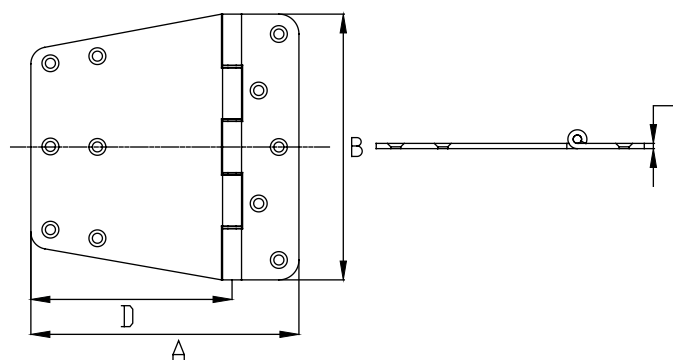


Dive Door Hinge



- Sold by Each
- 304 Stainless Steel Formed

PART NO.	A	B	C	D	FASTENER
6107S	10"	10"	3/16"	7-1/2"	5/16" FH

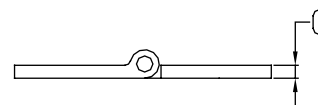
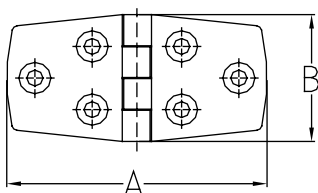


Cast Door Hinge



- Sold by Pair
- 316 Stainless Steel Cast

PART NO.	A	B	C	FASTENER
6108S	3"	1-1/2"	3/16"	#10 FH
6110S	4-1/8"	1-1/2"	3/16"	#10 FH

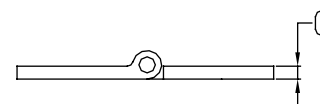
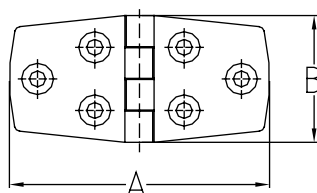


Stamped Door Hinge



- Sold by Pair
- 304 Stainless Steel Stamped

PART NO.	A	B	C	FASTENER
7719ES	3"	1-7/16"	1/16"	#12 FH

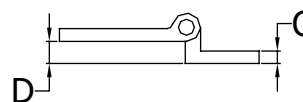
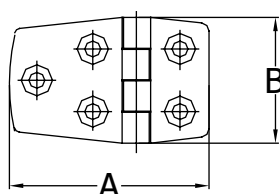


Offset Hinge



- Sold by Pair
- 316 Stainless Steel Cast

PART NO.	A	B	C	D	FASTENER
6100S	2-1/8"	1-1/2"	3/16"	3/8"	#10 FH

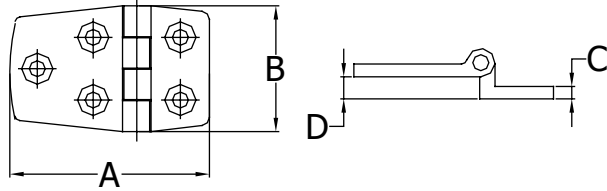


Stamped Offset Hinge



- Sold by Pair
- 304 Stainless Steel Stamped

PART NO.	A	B	C	D	FASTENER
7723ES	2-5/8"	1-7/16"	1/16"	3/4"	#12 FH
7724ES	2-5/8"	1-7/16"	1/16"	5/8"	#12 FH
7725ES	2-5/8"	1-7/16"	1/16"	1/2"	#12 FH

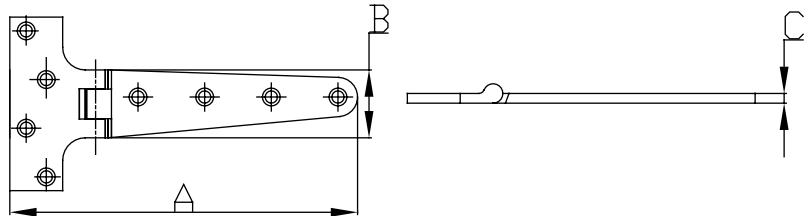


T-Hinge



- Sold by Pair
- 316 Stainless Steel Cast

PART NO.	A	B	C	FASTENER
6126S	7-3/4"	3-7/8"	7/32"	#12 FH

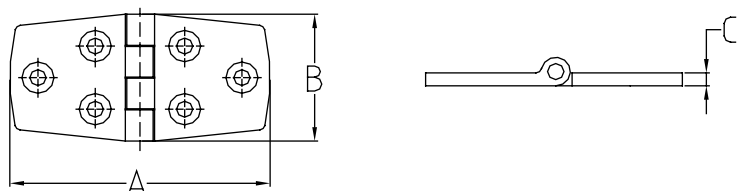


Locker Hinge



- Sold by Pair
- 304 Stainless Steel Stamped

PART NO.	A	B	C	FASTENER
7731ES	6"	3"	1/16"	#12 FH



Round Hinges

- Sold by Each
- 316 Stainless Steel Cast

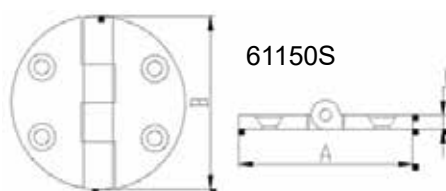


61150S

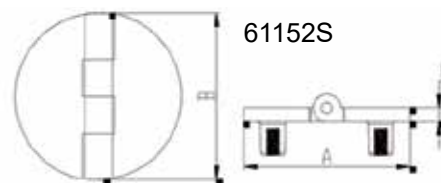


61152S

PART NO.	A	B	C	FASTENER
61150S	2-1/2"	2-1/2"	3/16"	#10 FH
61152S	2-1/2"	2-1/2"	3/16"	3/16"-24



61150S



61152S

Oval Hinges

- Sold by Each
- 316 Stainless Steel Cast

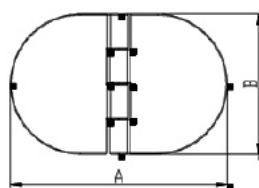


61137S

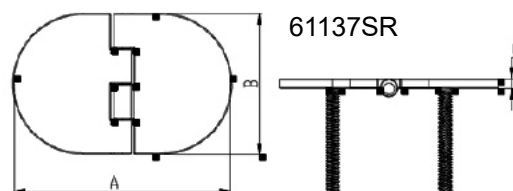


61137SR

PART NO.	A	B	C	FASTENER
61137S	4"	2-1/2"	3/16"	1/4"-20
61137SR	4"	2-1/2"	3/16"	1/4"-20



61137S



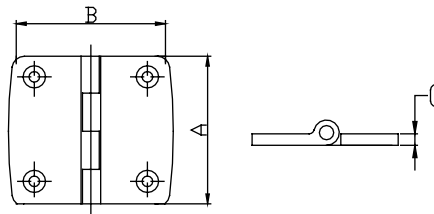
61137SR

Butt Hinge



- Sold by Pair
- 316 Stainless Steel Cast

PART NO.	A	B	C	FASTENER
6114S	1-1/2"	1-1/2"	3/16"	#12 FH
6116S	2"	2"	3/16"	#12 FH

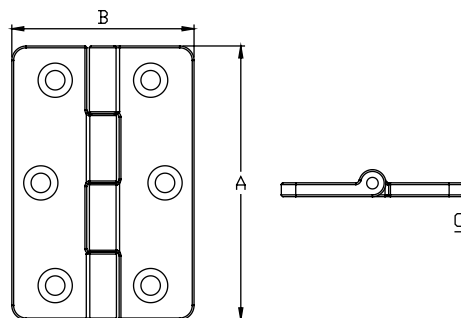


Butt Hinge



- Sold by Each
- 316 Stainless Steel Cast

PART NO.	A	B	C	FASTENER
6115S-32	2"	3"	2 3/16"	#12 FH

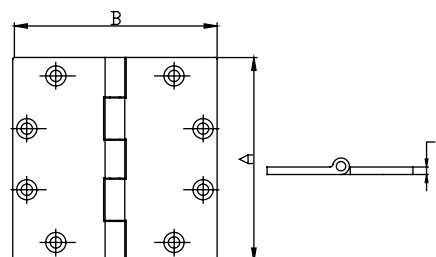


Large Butt Hinge



- Sold by Each
- 316 Stainless Steel Cast

PART NO.	A	B	C	FASTENER
6117S	4"	4"	5/32"	1/4" FH
6118S	5"	5"	5/32"	1/4" FH

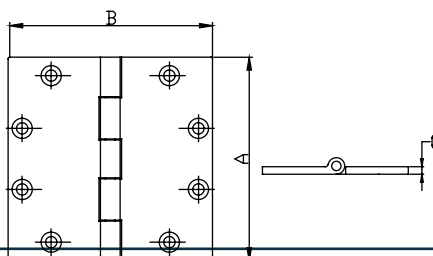


Flush Mount Butt Hinge



- Sold by Each
- 316 Stainless Steel Cast

PART NO.	A	B	C	FASTENER
6117SR	4"	4"	5/32"	5/16" FH
6118SR	5"	5"	5/32"	#12 FH

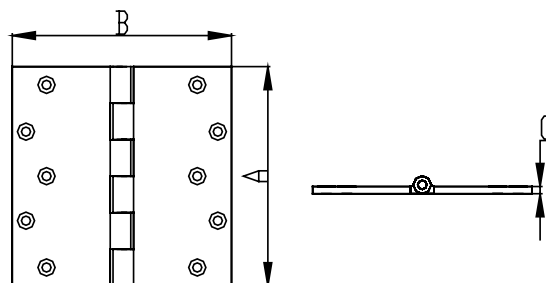


Large Butt Hinge



- Sold by Each
- 316 Stainless Steel Cast

PART NO.	A	B	C	FASTENER
6119S	6"	6"	3/16"	1/4" FH

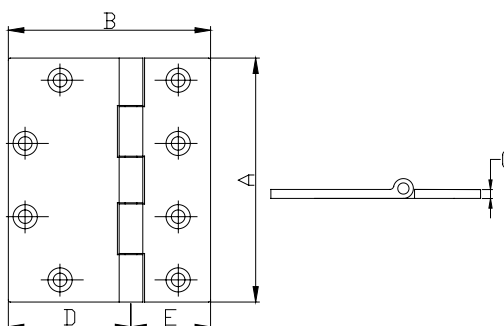


Short Side Butt Hinge



- Sold by Each
- 316 Stainless Steel Cast

PART NO.	A	B	C	D	E	FASTENER
6118S-54	5"	4-1/4"	3/16"	2-1/2"	1-3/4"	1/4" FH

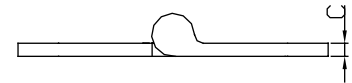
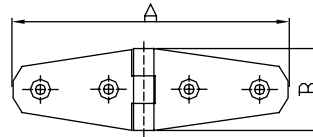


Strap Hinge



- Sold by Pair
- 316 Stainless Steel Cast

PART NO.	A	B	C	FASTENER
6120S	4-1/16"	1-1/16"	3/16"	#12 FH
6121S	5-1/4"	1-1/16"	3/16"	#10 FH
6122S	6-1/4"	1-1/16"	3/16"	#10 FH

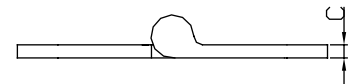
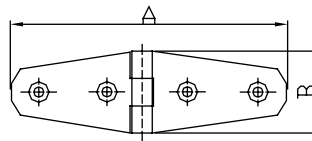


Strap Hinge



- Sold by Pair
- 304 Stainless Steel Stamped

PART NO.	A	B	C	FASTENER
7728ES	5-5/8"	1-1/2"	1/16"	#12 FH
7729ES	4"	1-3/32"	1/16"	#12 FH

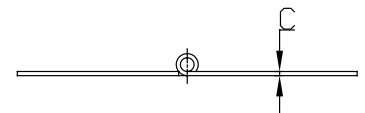
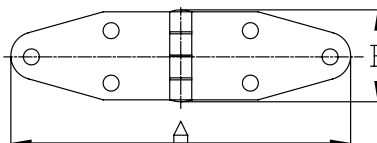


Strap Hinge



- Sold by Pair
- 304 Stainless Steel Stamped

PART NO.	A	B	C	FASTENER
7727ES	7-1/8"	1-5/8"	1/16"	#12 FH

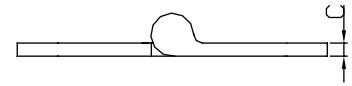
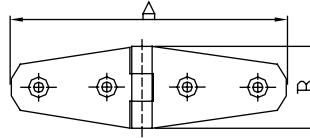


Flush Mount Strap Hinge



- Sold by Pair
- 304 Stainless Steel Stamped

PART NO.	A	B	C	FASTENER
7721ES	5-5/8"	1-1/2"	1/16"	#8 FH

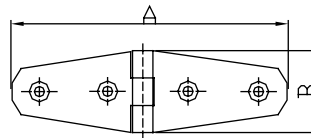


Flush Mount Strap Hinge



- Sold by Pair
- 304 Stainless Steel Stamped

PART NO.	A	B	C	FASTENER
7726ES	7-1/8"	1-5/8"	1/16"	#8 FH
7732ES	7"	1-1/2"	1/16"	#8 FH

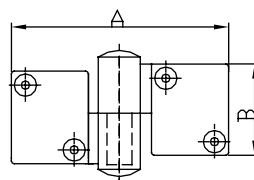


Take Apart Hinge

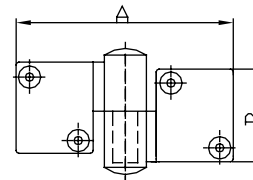


- Sold by Pair
- 316 Stainless Steel Cast

PART NO.	A	B	C	FASTENER	DOOR
6112S-R	3-9/16"	2"	7/32"	#10 FH pr	Right
6112S-L	3-9/16"	2"	7/32"	#10 FH pr	Left



Left



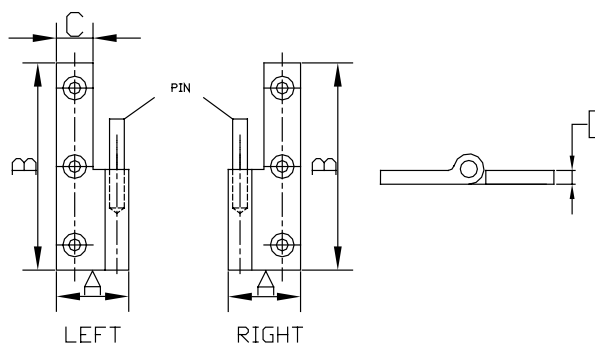
Right

Take Apart Hinge



- Sold by Pair
- 316 Stainless Steel Cast
- Teflon Washers

PART NO.	A	B	C	D	FASTENER	DOOR
2030HS-L	1"	1-1/2"	1/2"	3/32"	#8 FH	Left
2030HS-R	1"	1-1/2"	1/2"	3/32"	#8 FH	Right
2034HS-L	1"	2-3/4"	1/2"	3/32"	#8 FH	Left
2034HS-R	1"	2-3/4"	1/2"	3/32"	#8 FH	Right

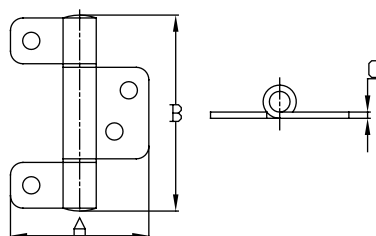


Bi-Fold Door Hinge



- Sold by Pair
- 304 Stainless Steel Stamped

PART NO.	A	B	C	FASTENER
07435ES	3-7/16"	2"	1/16"	1/4" FH

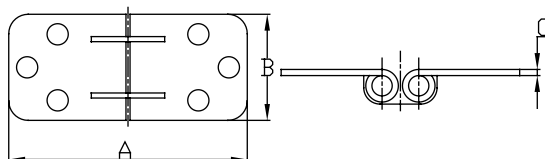


Flush Mount Double Pin Hinge



- Sold by Pair
- 304 Stainless Steel Stamped

PART NO.	A	B	C	FASTENER
7712ES	2-13/16"	1-9/16"	1/16"	#12 FH

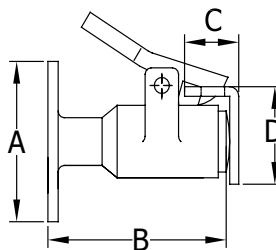


Cushioned Door Holder



- Sold by Each
- 316 Stainless Steel Cast
- Fastener #6 FH

PART NO.	A	B	C	D
2400SS	2"	2-1/2"	1-7/8"	7/8"

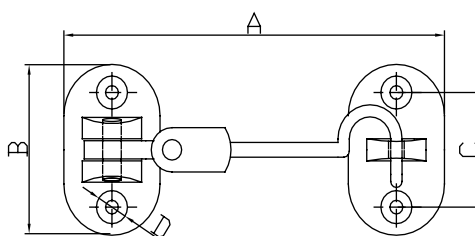


Gooseneck Cabin Door Hook



- Sold by Each
- 316 Stainless Steel Cast
- Fastener #6 FH

PART NO.	A	B	C	D
2600S	4"	1-5/8"	1"	#8

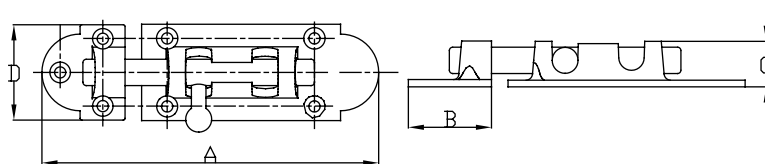


Cast Heavy Duty Barrel Bolt



- Sold by Each
- 316 Stainless Steel Cast
- Contains plastic backing for a rattle free, smooth operation

PART NO.	BOLT	A	B	C	D	FASTENER
6598S	3"	3-5/8"	1-3/8"	5/8"	1-1/2"	#8 FH
6599S	4"	4-1/4"	1-3/8"	5/8"	1-1/2"	#10 FH

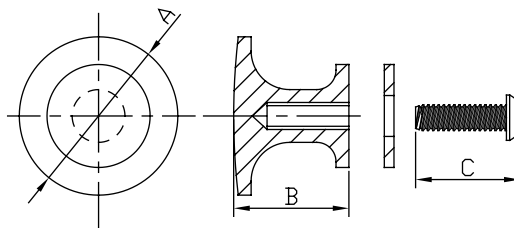


Drawer Knob



- Sold by Each
- 304 Stainless Steel Stamped
- Fastener #10 FH

PART NO.	A	B	C
7100-01-DK	7/8"	5/8"	1"

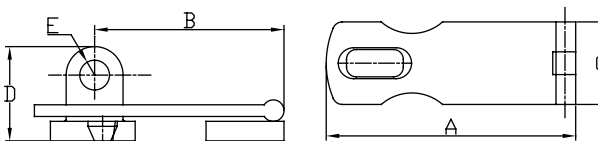


Swivel Hasp



- Sold by Each
- 316 Stainless Steel Cast
- Fastener #10 FH

PART NO.	A	B	C	D	E
6500S	3"	2-1/4"	1"	1-1/8"	3/8"

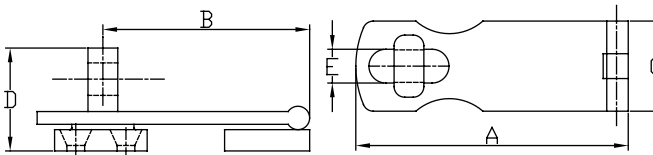


Swivel Hasp



- Sold by Each
- 304 Stainless Steel Stamped

PART NO.	A	B	C	D	E	FASTENER
7750S	2-3/4"	1-7/8"	1"	7/8"	5/16"	#10 FH
7751S	3-3/4"	3"	1"	7/8"	5/16"	#8 FH

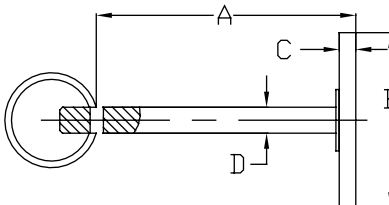


Hatch Cover Pull



- Sold by Each
- 304 Stainless Steel Stamped
- Fastener #6 FH

PART NO.	A	B	C	D
01232SPE	1-15/16"	1-1/4"	1/8"	3/16"

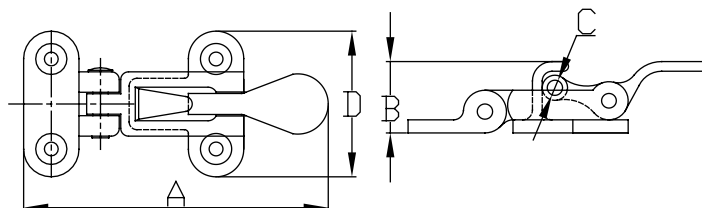


Anti-Rattle Fastener



- Sold by Each
- 316 Stainless Steel Cast
- Fastener #10 FH

PART NO.	A	B	C	D
2066SS	3-15/16"	1-1/8"	3/8"	1-3/4"

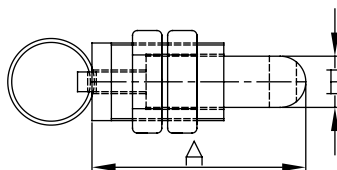


Hatch Lock Fastener



- Sold by Each
- 316 Stainless Steel Cast
- Fastener #10 FH

PART NO.	MATERIAL	A	B
8088SS	Stainless	2-1/4"	3/4"

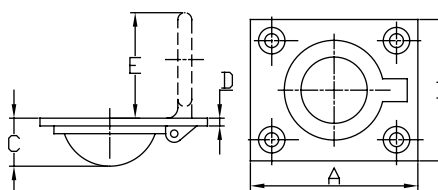


Square Ring Pull



- Sold by Each
- 316 Stainless Steel Cast
- Fastener #6 FH

PART NO.	A	B	C	D	E
6090S	1-7/8"	1-1/2"	1/2"	3/16"	1"

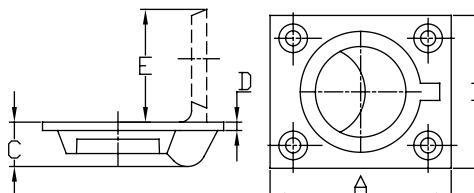


Recessed Ring Pull



- Sold by Each
- 304 Stainless Steel Stamped
- Fastener #6 FH

PART NO.	A	B	C	D	E
6090S-N	2-7/16"	1-3/4"	11/32"	1/8"	1-1/2"

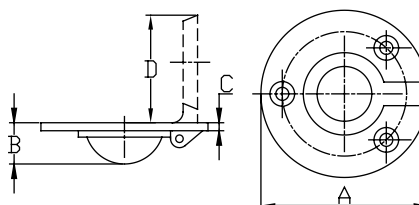


Round Ring Pull



- Sold by Each
- 316 Stainless Steel Cast
- Fastener #8 FH

PART NO.	A	B	C	D
6092S	2"	1/2"	1/8"	1"

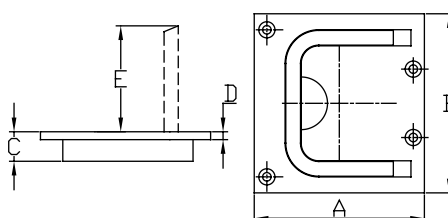


Lift Handle



- Sold by Each
- 316 Stainless Steel Cast
- Fastener #8 FH

PART NO.	A	B	C	D	E
6094S	2-1/4"	3"	3/8"	1/8"	1-1/16"

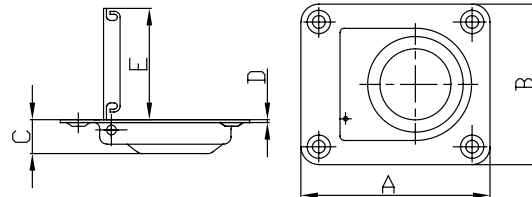


Spring Loaded Ring Pull



- Sold by Each
- 304 Stainless Steel Stamped

PART NO.	A	B	C	D	E
7740S	2-9/16"	2-3/16"	7/16"	1/32"	1-1/2"
7742S	1-3/4"	1-1/2"	7/16"	1/32"	1"

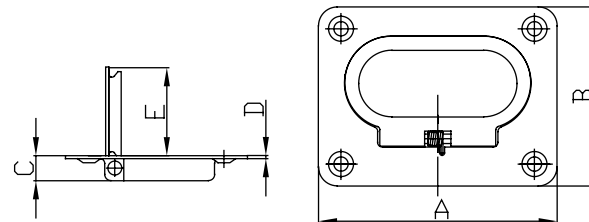


Spring Loaded Flush Lift Handle



- Sold by Each
- 304 Stainless Steel Stamped

PART NO.	A	B	C	D	E
7743S	3"	2-3/16"	5/16"	1/32"	1-1/8"

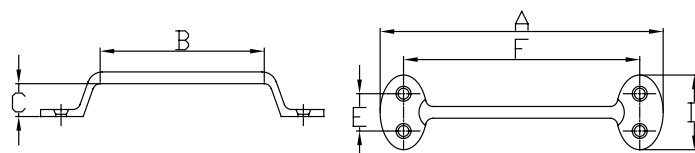


Grab Handle



- Sold by Each
- 316 Stainless Steel Cast
- Fastener #12 FH

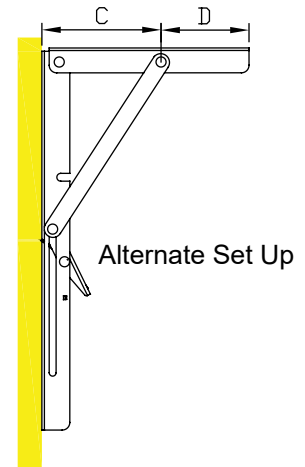
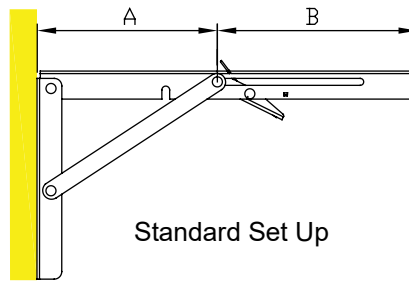
PART NO.	A	B	C	D	E	F
6539S	5-21/32"	2-7/8"	1-1/2"	1-21/32"	7/8"	4-13/16"



Folding Bracket

- Sold by Each
- 304 Stainless Steel Stamped
- Fastener #10 FH
- Ideal for Chair Arms and Tables

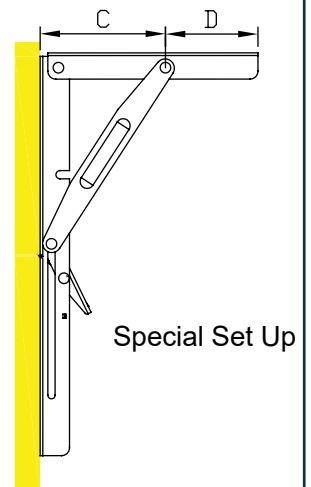
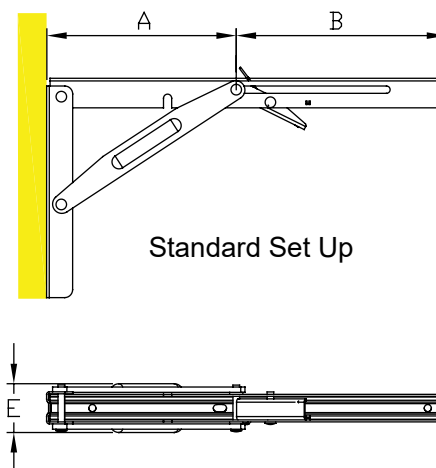
PART NO.	A	B	C	D	E
7995S	5-1/2"	6-1/4"	3-1/2"	2-3/4"	1"




Heavy Duty Folding Bracket

- Sold by Each
- 304 Stainless Steel Stamped
- Fastener #10 FH
- Ideal for Jump-seats and Fold-out Tables
- Supporting Arms Are Stronger Than 7995S

PART NO.	A	B	C	D	E
7996S	5-1/2"	6-1/4"	3-1/2"	2-3/4"	1"



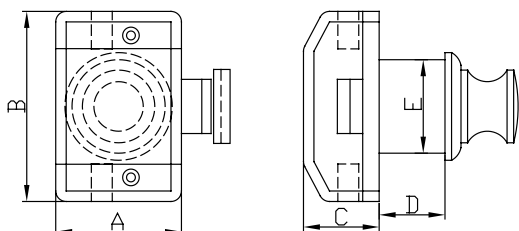
Round Push Button Cabinet Latch



- Sold by Each
- Silver: Chrome-Plated Stainless Steel
- Gold: Titanium-Plated Stainless Steel
- Standard Door Thickness is 3/4" but can accommodate up to 1"
- Fastener #10 FH

Recommendations:

- For 1/2" door thickness, use 4 plates (7100-08)
- For 5/8" door thickness, use 2 plates (7100-08)
- For 3/4" door thickness, don't use any spare pieces
- For 7/8" door thickness, use 2 rings (7100-07)
- For 1" door thickness, use 4 rings (7100-07)



PART NO.	KNOB COLOR	A	B	C	D	E	MAX DOOR THICKNESS
7100S	Silver	1-1/2"	2-1/4"	7/8"	3/4"	1-1/8"	1"
7100G	Gold	1-1/2"	2-1/4"	7/8"	3/4"	1-1/8"	1"
7100-07	Plastic Ring, Thickness 0.021"						
7100-08	Plastic Plate, Thickness 0.033"						

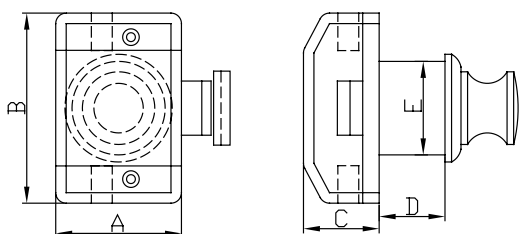
Square Push Button Cabinet Latch



- Sold by Each
- Silver: Chrome-Plated Stainless Steel
- Gold: Titanium-Plated Stainless Steel
- Standard Door Thickness is 3/4" but can accommodate up to 1"
- Fastener #10 FH

Recommendations:

- For 1/2" door thickness, use 4 plates (7100-08)
- For 5/8" door thickness, use 2 plates (7100-08)
- For 3/4" door thickness, don't use any spare pieces
- For 7/8" door thickness, use 2 rings (7100-07)
- For 1" door thickness, use 4 rings (7100-07)



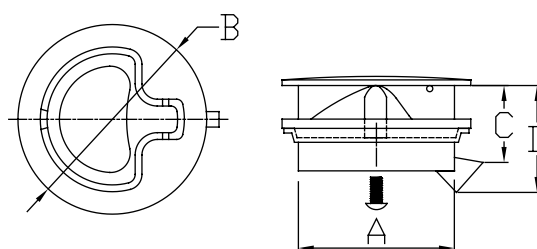
PART NO.	KNOB COLOR	A	B	C	D	E	MAX DOOR THICKNESS
7300SP	Silver	1-1/2"	2-1/4"	7/8"	3/4"	1-1/8"	1"
7300SA	Satin	1-1/2"	2-1/4"	7/8"	3/4"	1-1/8"	1"
7300G	Gold	1-1/2"	2-1/4"	7/8"	3/4"	1-1/8"	1"
7100-07	Plastic Ring, Thickness 0.021"						
7100-08	Plastic Plate, Thickness 0.033"						

Round Slam Latch

- Sold by Each
- 316 Stainless Steel Cast
- Fastener #12 FH



PART NO.	LOCKING	A	B	C	D	MAX DOOR THICKNESS
7111S	NO	1-1/2"	1-3/4"	1"	1-5/16"	3/4"
7111SLK	YES	1-1/2"	1-3/4"	1"	1-5/16"	3/4"
7112S	NO	2"	2-3/8"	1-3/32"	1-19/32"	7/8"
7112SLK	YES	2"	2-3/8"	1-3/32"	1-19/32"	7/8"

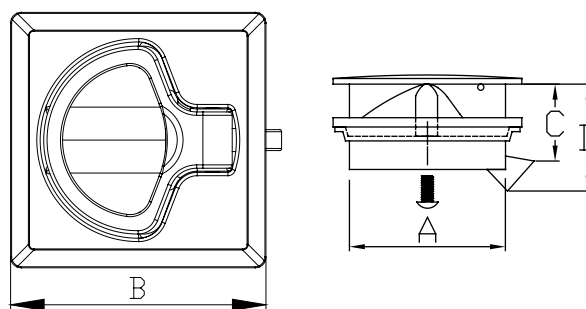


Square Slam Latch

- Sold by Each
- 316 Stainless Steel Cast
- Fastener #12 FH



PART NO.	LOCKING	A	B	C	D	MAX DOOR THICKNESS
7116S	NO	2"	2-13/32"	1-1/16"	1-1/2"	7/8"

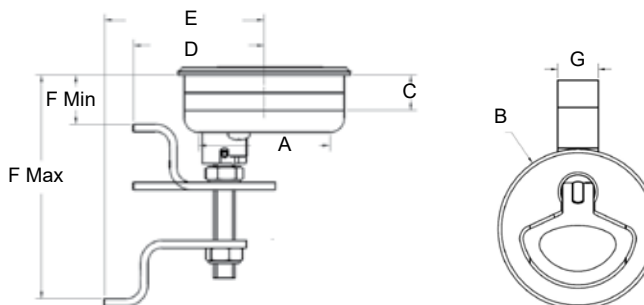


Round Compression Latch



- Sold by Each
- 316 Stainless Steel Cast
- Low Profile
- Watertight
- Engineered to be fully configurable to fit all lid arrangements

PART NO.	A	B	C	D	E	F	G
7154S	2"	2-1/3"	0" to 1"	2-1/4"	2-3/4"	1/2" to 3-1/3"	3/4"
7155S	2-1/2"	3"	0" to 1-1/4"	2-1/4"	2-3/4"	7/8" to 3-7/8"	3/4"

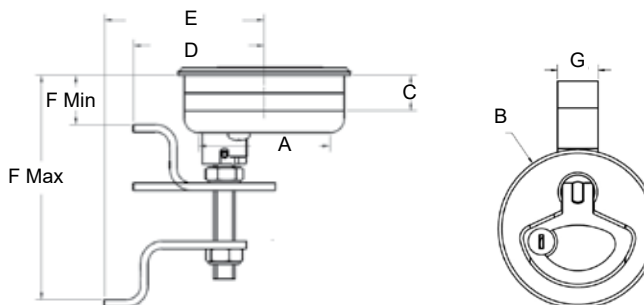


Locking Round Compression Latch



- Sold by Each
- 316 Stainless Steel Cast
- Low Profile
- Watertight
- Engineered to be fully configurable to fit all lid arrangements

PART NO.	A	B	C	D	E	F	G
7154SLK	2"	2-1/3"	0" to 1"	2-1/4"	2-3/4"	1/2" to 3-1/3"	3/4"
7155SLK	2-1/2"	3"	0" to 1-1/4"	2-1/4"	2-3/4"	7/8" to 3-7/8"	3/4"

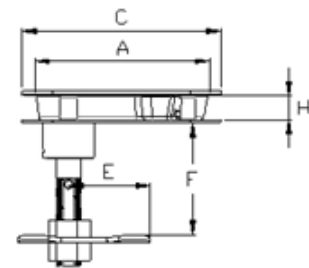
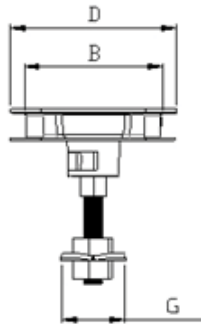


Rectangular Compression Latch



- Sold by Each
- 316 Stainless Steel Cast
- Watertight
- Strike Plate included
- Fastener size #10-24
- Strike Catches Sold Separately

PART NO.	A	B	C	D	E	F	G	H
7176S	3-1/4"	2-11/16"	3-7/8"	3-1/4"	1-5/16"	1-11/16" to 2-1/2"	1-3/16"	1/2" to 3/4"



Strike Catch



7180S Strike Plate Catch



7181S Strike Block Catch

- Strike Catches can be used with our 7176S Rectangular Compression Latches

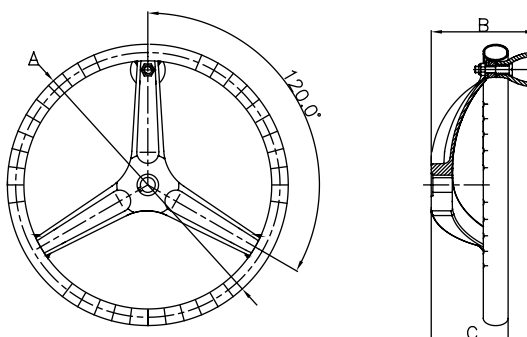
PART NO.	L x W	H	Hole to Hole Length
7180S	3.2" x 0.75"	0.3"	2.6"
7181S	3.05" x 0.5"	0.33"	1.9"

Premium Sport Wheel



- Sold by Each
- 316 Stainless Steel Cast Hub
- 304 Stainless Steel Tubing
- Fits 3/4" Tapered Shaft
- Wheel features finger grips and a control knob for easy maneuvering

PART NO.	A	B	C	REMARK
7319SRK	13-1/2"	5"	3-1/2"	Wheel without nut
7320SRK	15-1/2"	5"	3-1/2"	Wheel without nut
7327NT	5/8-18 Wheel Nut for Teleflex Hydraulic Steering System			
7328NT	1/2-20 Wheel Nut for Teleflex Mechanical Steering System			
7329NT	M12 Wheel Nut (M12*1.75)			

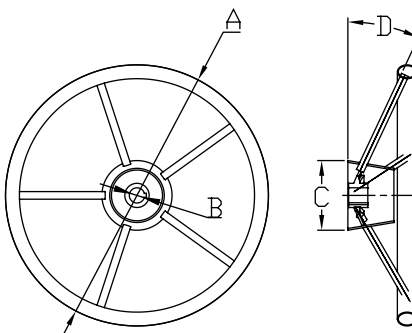


Heavy Duty Destroyer Wheel



- Sold by Each
- 316 Stainless Steel Cast Hub
- 304 Stainless Steel Tubing
- Fits 3/4" Tapered Shaft

PART NO.	A	B	C	D
7308	11"	3/4"	3-1/2"	25°
7403PC	13-1/2"	3/4"	3-1/2"	25°
7402PC	15-1/2"	3/4"	3-1/2"	25°
7402PC10	15-1/2"	3/4"	3-1/2"	10°
7401PC	18"	3/4"	3-1/2"	10°
7405PC	20"	3/4"	3-1/2"	10°
7400PC	22"	3/4"	3-1/2"	10°

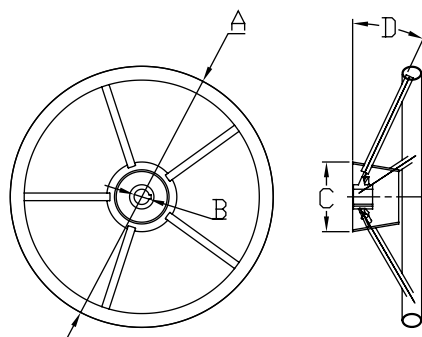


Destroyer Wheel with Foam Cover



- Sold by Each
- 316 Stainless Steel Cast Hub
- 304 Stainless Steel Tubing
- Fits 3/4" Tapered Shaft

PART NO.	A	B	C	D	COLOR
7408BFC	11"	3/4"	3-1/2"	25°	Black
7403BFC	13-1/2"	3/4"	3-1/2"	25°	Black
7402BFC	15-1/2"	3/4"	2-13/16"	25°	Black

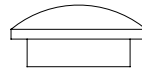


Steering Wheel Cap



- Sold by Each
- PVC Plastic
- Teak Wood

PART NO.	DESCRIPTION
7406-PC	PVC Spring Cap
7406-SPC	PVC Spring Cap w/ SS Cover
7406-SPE	Teak Cover Cap

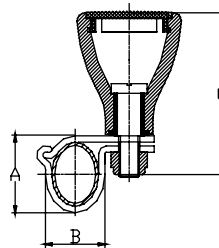


Round Wheel Control Knob



- Sold by Each
- 316 Stainless Steel Cast
- Nylon Cap

PART NO.	A	B	C
7300SCK	15/16"	3/4"	2-1/2"

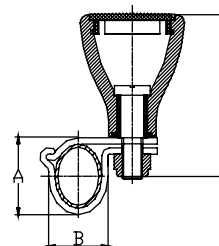


Mushroom Wheel Control Knob



- Sold by Each
- 316 Stainless Steel Cast

PART NO.	A	B	C
7301SCK	15/16"	3/4"	2-1/2"

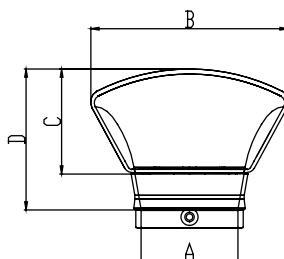


Low Profile Cowl Vent



- Sold by Each
- 316 Stainless Steel Cast

PART NO.	A	B	C	D	COLOR
1450SK-W	3"	5-3/4"	3-3/64"	3"	White
1460SK-W	4"	7-13/16"	3-55/64"	5-3/8"	White

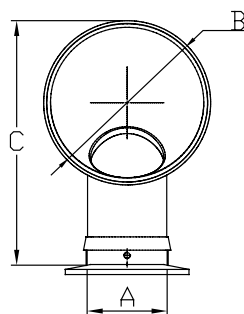


Round Cowl Vent



- Sold by Each
- 304 Stainless Steel Stamped

PART NO.	A	B	C	COLOR
1350SK-W	3"	6-1/4"	9-3/8"	White
1360SK-W	4"	8-1/2"	11-1/2"	White

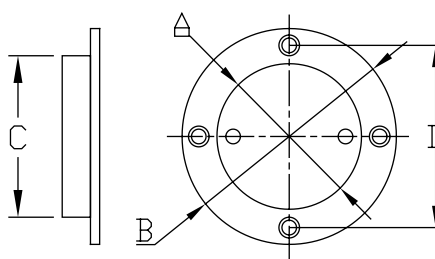


Standard Deck Plate



- Sold by Each
- 316 Stainless Steel Cast

PART NO.	A	B	C	D	FASTENER
6361S	3"	4-5/8"	3-5/16"	3-7/8"	1/4" FH
6362S	4"	6-1/8"	4-3/8"	5-1/4"	#12 FH

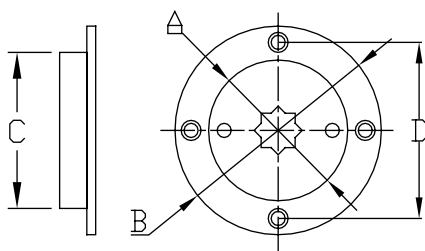


Deck Plate with Star Pattern

- Sold by Each
- 316 Stainless Steel Cast



PART NO.	A	B	C	D	FASTENER
6361SD	3"	4-5/8"	3-5/16"	3-7/8"	#10 FH
6362SD	4"	6-1/8"	4-3/8"	5-1/4"	#12 FH

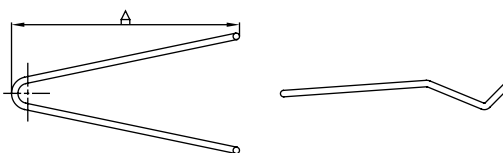


Wire Key

- Sold by Each
- 304 Stainless Steel Rod
- Wire Key for 3" and 4" Deck Plates



PART NO.	A
1350KY	7"

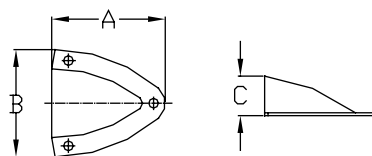


Midget Vent

- Sold by Each
- 304 Stainless Steel Stamped
- Fastener #6 RH



PART NO.	A	B	C
6564S	1-5/8"	1-3/4"	1/2"
6566S	2-1/4"	2-1/8"	5/8"

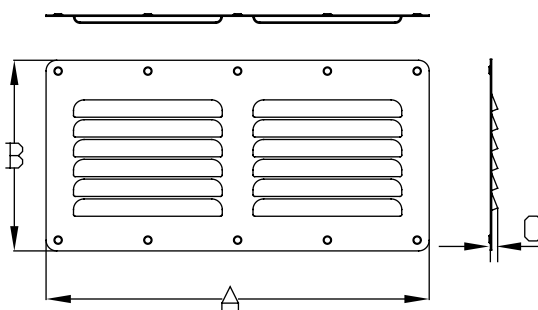


SS 304 Stamped Louvered Vent



- Sold by Each
- Stainless Steel Stamped

PART NO.	A	B	C	FASTENER
7721S	5"	2-1/2"	3/16"	#6 RH
7722S	5"	4-1/2"	3/16"	#6 RH
7723S	9"	4-1/2"	3/16"	#8 RH
7723SV	5"	9"	3/16"	#6 RH

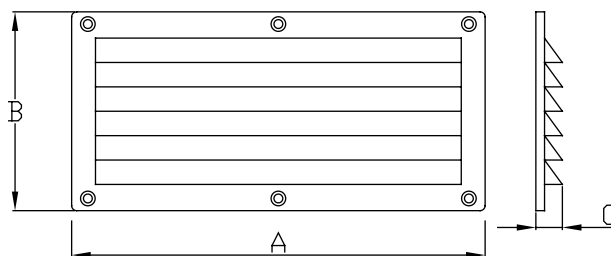


Louvered Vent



- Sold by Each
- ABS Plastic

PART NO.	A	B	C	FASTENER
58824B	5-1/2"	4-7/8"	5/8"	#10 RH
58825B	10-1/4"	4-7/8"	5/8"	#12 RH

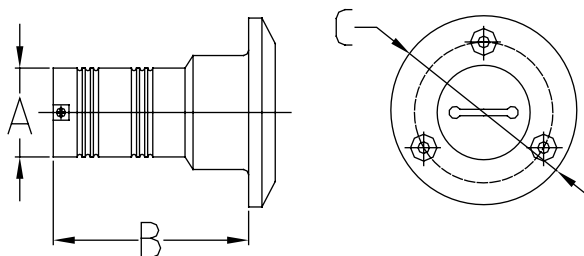


Deck Fill

- Sold by Each
- 316 Stainless Steel Cast
- Includes Key



PART NO.	A	B	C	MARKING	FASTENER
6002S	1-1/2" Hose	3"	3"	WASTE	#12 FH
6004S	1-1/2" Hose	3"	3"	DIESEL	#12 FH
6005S	1-1/2" Hose	3"	3"	GAS	#12 FH
6006S	1-1/2" Hose	3"	3"	WATER	#12 FH
6007S	2" Hose	3-3/16"	3-1/2"	GAS	#12 FH
6008S	2" Hose	3-3/16"	3-1/2"	DIESEL	#12 FH

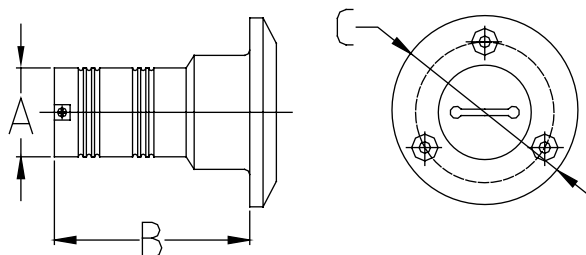


Deck Fill with Colored Text

- Sold by Each
- 316 Stainless Steel Cast
- Fastener #12 FH
- Includes Key
- Colored Text with Internationally Recognized Symbols



PART NO.	A	B	C	MARKING
6002SEU	1-1/2" Hose	3"	3"	WASTE, with black symbol
6004SEU	1-1/2" Hose	3"	3"	DIESEL, with green symbol
6005SEU	1-1/2" Hose	3"	3"	GAS, with red symbol
6006SEU	1-1/2" Hose	3"	3"	WATER, with blue symbol
6007SEU	2" Hose	3-3/16"	3-1/2"	GAS, with red symbol
6008SEU	2" Hose	3-3/16"	3-1/2"	DIESEL, with green symbol

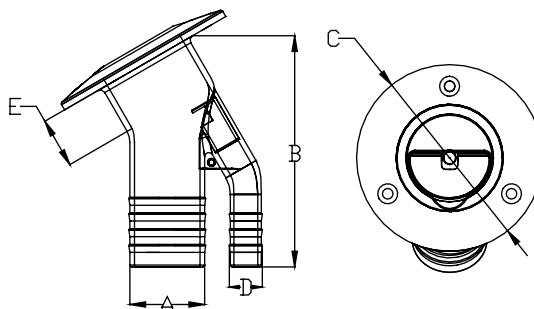


Vented Angled Deck Fill

- Sold by Each
- 316 Stainless Steel Cast
- Fastener 1/4" FH



PART NO.	A	B	C	D	E	MARKING
6005SEU-FT-VA	1-1/2" Hose	4-9/16"	3-3/4"	5/8"	1"	GAS
6007SEU-FT-VA	2" Hose	4-9/16"	4-1/2"	5/8"	1"	GAS

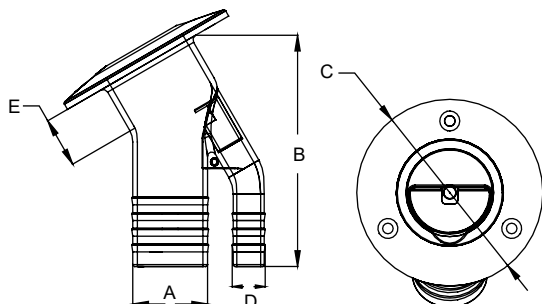


Pressure Relief Deck Fill

- 316 Stainless Steel Cast
- Restricts diurnal venting reducing evaporation of fuel and accumulation of water in tank.
- Relieves pressure to protect tanks and fuel system as well as the environment.
- 1/4 turn seal does not require any tools to open
- Ball chain tether does not kink or scratch
- No separate hoses or fittings for vents. All contained in one cap.
- Sold by Each
- Fastener 1/4" FH



PART NO.	A	B	C	D	E	MARKING
6005SEU-FT-PA	1-1/2" Hose	4-9/16"	3-3/4"	5/8"	1"	GAS
6007SEU-FT-PA	2" Hose	4-9/16"	4-1/2"	5/8"	1"	GAS



CARB Compliant:

Marine Fuel Tank Diurnal Venting Procedure (TP - 1503)

Requires:

- 1 psi relief / -.4 psi vacuum

EPA Compliant:

40 CFR Parts 9, 60, 80:

Control of Emissions From Nonroad Spark-Ignition Engines and Equipment

Requires:

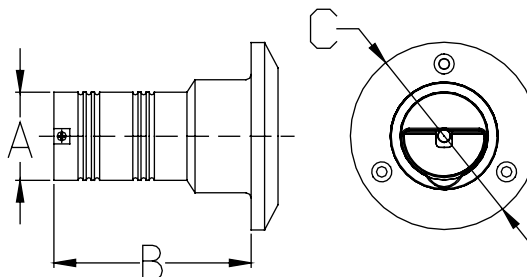
- 1 psi relief
- Tether
- Visual or audible confirmation cap is sealed

Flip Tab Deck Fill

- Sold by Each
- 316 Stainless Steel Cast
- Fastener #12 FH



PART NO.	A	B	C	MARKING
6002SEU-FT	1-1/2" Hose	3"	3"	WASTE
6004SEU-FT	1-1/2" Hose	3"	3"	DIESEL
6005SEU-FT	1-1/2" Hose	3"	3"	GAS
6006SEU-FT	1-1/2" Hose	3"	3"	WATER
6007SEU-FT	2" Hose	3-3/16"	3-1/2"	GAS
6008SEU-FT	2" Hose	3-3/16"	3-1/2"	DIESEL



Replacement Parts

- Sold by Each
- 316 Stainless Steel Cast



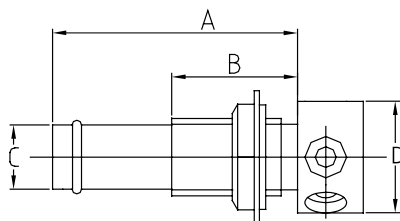
PART NO.	DESCRPTION	DECK FILL HOLE SIZE	CAP DIA.	THREAD
6009S	Slot Cap	1-1/2"	1-1/4"	11-1/2 NPS
6009SPE	Slot Cap	2"	1-1/2"	11-1/2 NPS
6009S-FT15	Flip Tab Cap	1-1/2"	1-1/4"	11-1/2 NPS
6009S-FT20	Flip Tab Cap	2"	1-1/2"	11-1/2 NPS
6009SK	Slot Key			
6009S-RING	O-Ring for 1-1/2" Cap			
6009SPE-RING	O-Ring for 2" Cap			

Straight Fuel Vent



- Sold by Each
- 316 Stainless Steel Cast

PART NO.	A	B	C	D
6600S	2-1/4"	1"	5/8" Hose	15/16"

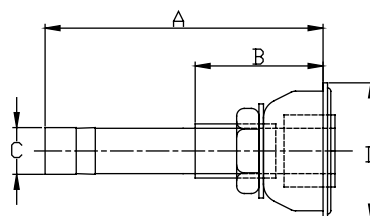


Flush Mount Straight Fuel Vent



- Sold by Each
- 316 Stainless Steel Cast

PART NO.	A	B	C	D
6600SCAP	2-3/4"	1-1/5"	5/8" Hose	1-13/16"

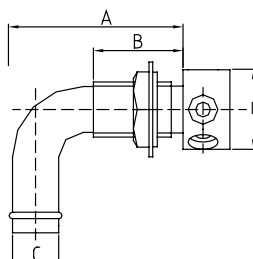


90° Fuel Vent



- Sold by Each
- 316 Stainless Steel Cast

PART NO.	A	B	C	D	VENT DIREC.
6601S	2-1/8"	1-1/8"	5/8" Hose	15/16"	Up
6602S	2-1/8"	1-1/8"	5/8" Hose	15/16"	Down
6603S	2-13/16"	1-1/8"	1" Hose	1-5/8"	Down

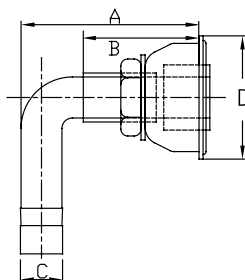


Flush Mount 90° Fuel Vent



- Sold by Each
- 316 Stainless Steel Cast

PART NO.	A	B	C	D	VENT DIREC.
6601SCAP	2-3/4"	1-11/16"	5/8" Hose	1-13/16"	Up
6602SCAP	2-3/4"	1-11/16"	5/8" Hose	1-13/16"	Down
6603SCAP	3-1/2"	1-7/8"	1" Hose	2-13/16"	Down

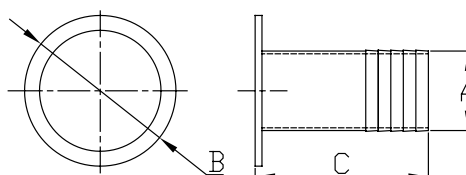


Exhaust with Cover



- Sold by Each
- 316L Stainless Steel Cast
- Silicone Cover
- Fastener 1/4" FH

PART NO.	A	B	C
7580CSE	3-1/2"	5-7/16"	3-7/8"
7581CSE	5"	7-3/4"	5-11/16"

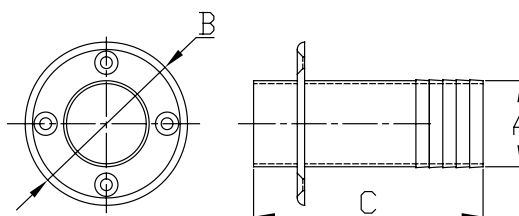


Transom Exhaust Fitting



- Sold by Each
- 304 Stainless Steel Stamped
- Fastener 1/4" FH

PART NO.	A	B	C
7570S	1-1/2"	3-1/4"	4-9/16"
7571S-TWC	1-7/8"	3-5/8"	5-9/16"
7573S-TWC	2-1/2"	4-1/8"	5-9/16"
7574S	3"	4-3/4"	4-15/16"

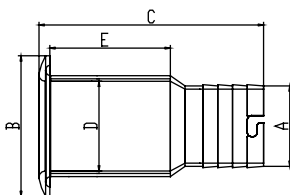


Notched Thread Thru-Hull



- Sold by Each
- 316 Stainless Steel Cast

PART NO.	A	B	C	D	E	THREAD
6650S-L2	5/8"	1-1/2"	3	5/8"	1-13/32"	1/2-14NPS
6651S-L2	3/4"	1-3/4"	3-7/8"	13/16"	1-15/16"	3/4-14NPS
6652S-L2	1"	2"	4-1/8"	1-1/16"	2-7/32"	1-11.5NPS
6653S-L2	1-1/8"	2-7/32"	4"	1-1/16"	2-1/8"	1-11.5NPS
6654S-L2	1-1/4"	2-1/4"	4-1/16"	1-7/16"	2-5/32"	1.25-11.5NPS
6655S-L2	1-1/2"	2-21/32"	4-1/8"	1-11/16"	2-1/4"	1.5-11.5NPS

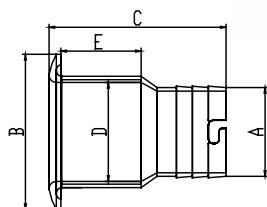


Notched Short Thread Thru-Hull



- Sold by Each
- 316 Stainless Steel Cast

PART NO.	A	B	C	D	E	THREAD
6650S2	5/8"	1-15/32"	2-1/4"	5/8"	3/4"	1/2-14NPS
6651S2	3/4"	1-3/4"	2-3/8"	13/16"	1"	3/4-14NPS
6652S2	1"	2-1/4"	2-7/16"	1-5/16"	1-1/4"	1-11.5NPS
6653S2	1-1/8"	2-1/4"	2-7/16"	1-1/16"	15/16"	1-11.5NPS
6654S2	1-1/4"	2-1/4"	3"	1-7/16"	1-3/8"	1.25-11.5NPS
6655S2	1-1/2"	2-21/32"	3"	1-11/16"	1-13/32"	1.5-11.5NPS

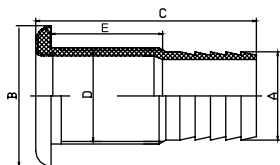


Nylon Thru-Hull with Stainless Steel Trim



- Sold by Each
- 316 Stainless Steel Stamped Trim
- Nylon Body

PART NO.	A	B	C	D	E
6650N	5/8"	1-7/8"	3-3/16"	1-3/8"	1-1/8"
6651N	3/4"	1-7/8"	3-7/16"	1-3/8"	1-1/8"
6652N	1"	1-7/8"	3-3/8"	1-3/8"	1-1/8"
6653N	1-1/8"	1-7/8"	3-1/16"	1-3/8"	1-1/8"
6654N	1-1/4"	2-3/8"	4-1/16"	1-5/8"	1-1/4"
6655N	1-1/2"	2-3/8"	4-1/16"	1-5/8"	1-1/4"

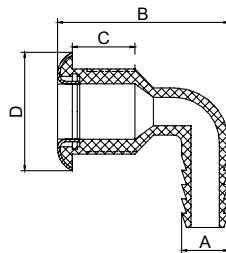


Nylon 90° Thru-Hull with Stainless Steel Trim

- Sold by Each
- 316 Stainless Steel Stamped Trim
- Nylon Body



PART NO.	A	B	C	D
6651N-90	3/4"	2-3/4"	1"	1-7/8"
6653N-90	1-1/8"	4-1/2"	1-5/8"	2-3/8"
6655N-90	1-1/2"	4-7/16"	3"	2-3/8"

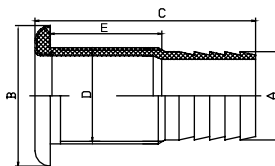


Nylon Thru-Hull Scupper with Stainless Steel Trim

- Sold by Each
- Nylon Body
- 316 Stainless Top Cap
- Durable Rubber Flap



PART NO.	A	B	C	D	E	THREAD
6656N-SCP	1-1/2"	3-3/4"	4-3/4"	2-1/4"	2-1/2"	1-1/2"-11.5NPS

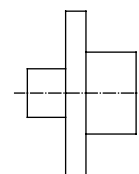
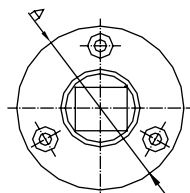


Garboard Plug

- Sold by Each
- Brass Cast
- 316 Stainless Steel Cast
- 1/2" NPT Tapered



PART NO.	MATERIAL	A
8074B	Brass	2"
8074BP	Replacement plug	
8074S	316 SS	2"
8074SP	Replacement plug	

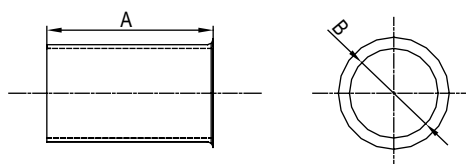


Drain Tube



- Sold by Each
- Brass Cast

PART NO.	A	B
54183	1-7/8"	1"
54184	3"	1"
54182	3"	1-1/4"

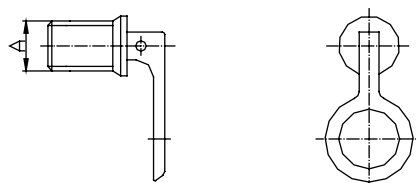


Flip-Lock Drain Plug



- Sold by Each
- 304 Stainless Steel Stamped
- Brass Stamped

PART NO.	MATERIAL	A
54191S	SS 304	1"
54192S	SS 304	1-1/4"
54191	Brass	1"
54192	Brass	1-1/4"

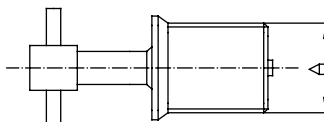


T-Handle Drain Plug



- Sold by Each
- 304 Stainless Steel Stamped
- Brass Stamped

PART NO.	MATERIAL	A
54193S	SS 304	1"
54194S	SS 304	1-1/4"
54193	Brass	1"
54194	Brass	1-1/4"

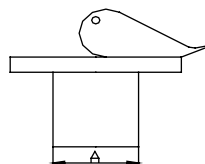


Bait Well Plug



- Sold by Each
- Brass Stamped

PART NO.	A
54195	3/4"
54196	5/8"
54197	1/2"
54198	3/8"
54199	7/8"

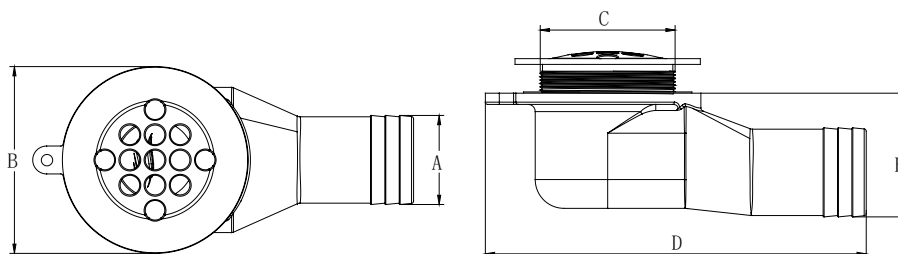


Deck Drain



- Sold by Each
- 316 Stainless Steel Cast

PART NO.	A	B	C	D	E	DECK THICKNESS
8301S	1-1/2"	3-7/32"	2-5/16"	6-5/8"	2-5/32"	0" to 3/4"

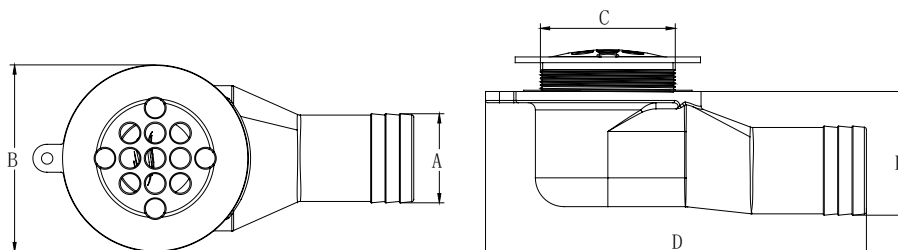


Deck Drain with Floating Ball Check



- Sold by Each
- 316 Stainless Steel Cast
- Includes Floating Ball Check

PART NO.	A	B	C	D	E	DECK THICKNESS
8302S	1-1/2"	3-7/32"	2-5/16"	6-5/8"	2-5/32"	0" to 3/4"

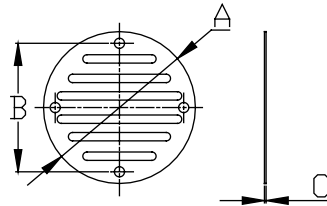


Drain Cover

- Sold by Each
- 304 Stainless Steel Stamped
- Fastener #8 RH



PART NO.	A	B	C
7728S	3-1/4"	2-3/4"	1/32"

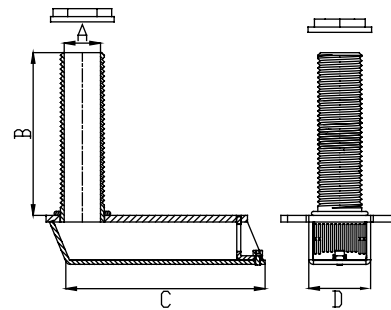


High Speed Pick Up

- Sold by Each
- 316 Stainless Steel Fabricated



PART NO.	A	B	C	D
HSPU-B	1-1/4"	2-3/4"	4-3/8"	1-27/32"
HSPU-C	1-1/4"	4-23/32"	6-1/2"	1-27/32"



Stainless Deck Hatches



Custom Capabilities



Low Profile Deck Hatch

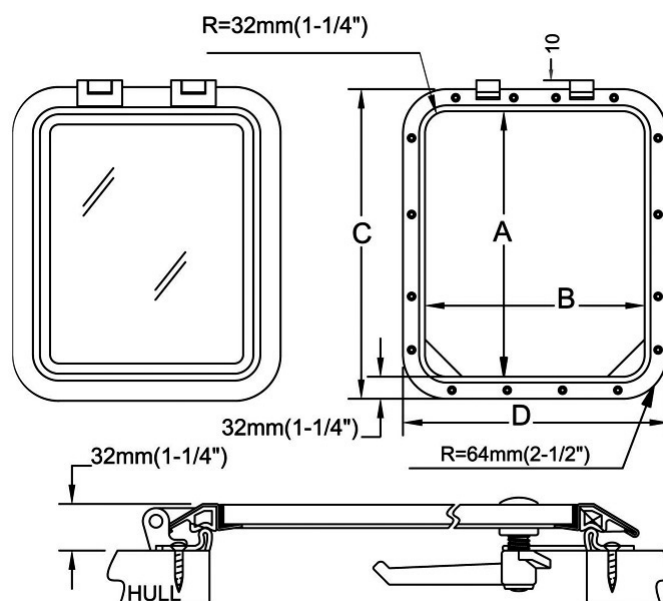


Features

- 316 Stainless Steel Formed For High Grade Strength And Corrosion Resistance
- Low Profile 1-1/4" Height
- Full Range Of Motion 180 Degree Opening
- CE Approved For Standard Sizes Listed In Table
- According To ISO/DIS 12216, Approved For Area II, III, And IV For Craft Type "Any"
- Tough, UV Resistant 1/2" Acrylic
- Sanplane Gasket Is Oil Resistant And Weather Resistant
- Hinges Are Adjustable By Tightening Set Screw Providing More/Less Tension On The Hinge

Standard Specs

- 316 Stainless Steel Formed
- High Polish Finish
- Smoked Acrylic
- Adjustable Hatch Arms



Low Profile Inside Opening | LDH-I



Inside Opening

PART NO.	CUT-OUT SIZE		OVERALL SIZE		ACRYLIC THICKNESS
	A	B	C	D	
LDH-08-I	8-1/8"	13-3/4"	10-5/8"	16-1/4"	1/2"
LDH-10-I	10"	10"	12-1/2"	12-1/2"	1/2"
LDH-20-I	12-1/2"	17-1/2"	15"	20"	1/2"
LDH-30-I	14-1/2"	19-1/2"	17"	22"	1/2"
LDH-40-I	16-1/2"	16-1/2"	19"	19"	1/2"
LDH-50-I	19-1/2"	19-1/2"	22"	22"	1/2"
LDH-60-I	24"	24"	26-1/2"	26-1/2"	1/2"
LDH-70-I	31"	31"	33-1/2"	33-1/2"	1/2"

Low Profile Outside Opening | LDH-O



Outside Opening

PART NO.	CUT-OUT SIZE		OVERALL SIZE		ACRYLIC THICKNESS
	A	B	C	D	
LDH-08-O	8-1/8"	13-3/4"	10-5/8"	16-1/4"	1/2"
LDH-10-O	10"	10"	12-1/2"	12-1/2"	1/2"
LDH-20-O	12-1/2"	17-1/2"	15"	20"	1/2"
LDH-30-O	14-1/2"	19-1/2"	17"	22"	1/2"
LDH-40-O	16-1/2"	16-1/2"	19"	19"	1/2"
LDH-50-O	19-1/2"	19-1/2"	22"	22"	1/2"
LDH-60-O	24"	24"	26-1/2"	26-1/2"	1/2"
LDH-70-O	31"	31"	33-1/2"	33-1/2"	1/2"

Low Profile Double Opening | LDH-D



Double Opening

PART NO.	CUT-OUT SIZE		OVERALL SIZE		ACRYLIC THICKNESS
	A	B	C	D	
LDH-50-D	19-1/2"	19-1/2"	22"	22"	1/2"
LDH-60-D	24"	24"	26-1/2"	26-1/2"	1/2"
LDH-70-D	31"	31"	33-1/2"	33-1/2"	1/2"

Low Profile Friction Hinge Deck Hatch

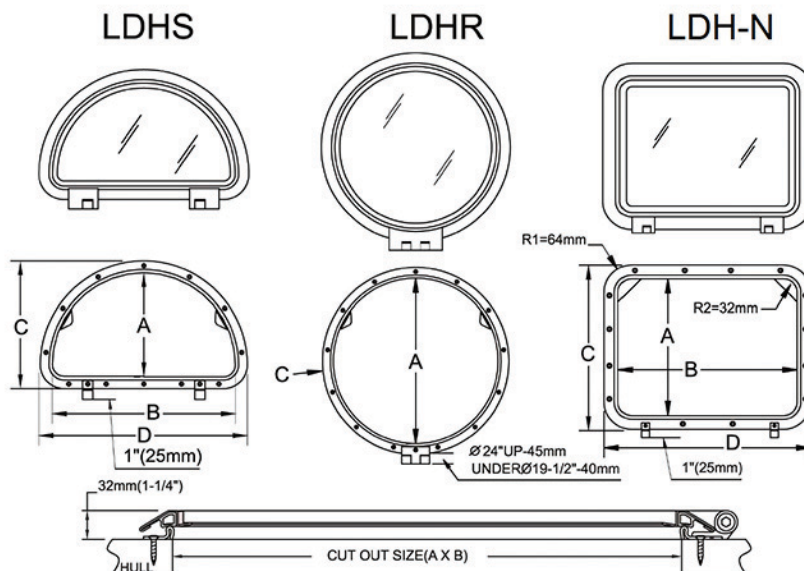


Features

- Patented Friction Hinge Design For A More Elegant Look, Eliminating The Need For Hatch Arms
- Friction Hinges Can Be Tightened Over Its Lifetime For Continual Quality Use And Function
- 316 Stainless Steel Formed For High Grade Strength And Corrosion Resistance
- Low Profile 1-1/4" Height
- Full Range Of Motion 180 Degree Opening
- CE Approved For Standard Sizes Listed In Table
- According To ISO/DIS 12216, Approved For Area II, III, And IV For Craft Type "Any"
- Tough, UV Resistant 1/2" Acrylic
- Sanplane Gasket Is Oil Resistant And Weather Resistant

Standard Specs

- Friction Hinge
- 316 Stainless Steel Formed
- High Polish Finish
- Smoked Acrylic
- Adjustable Hatch Arms



Friction Rectangular Low Profile | LDH-N

Inside Opening



PART NO.	CUT-OUT SIZE		OVERALL SIZE		ACRYLIC THICKNESS
	A	B	C	D	
LDH-N08-I	8-1/8"	13-3/4"	10-5/8"	16-1/4"	1/2"
LDH-N10-I	10"	10"	12-1/2"	12-1/2"	1/2"
LDH-N20-I	12-1/2"	17-1/2"	15"	20"	1/2"
LDH-N30-I	14-1/2"	19-1/2"	17"	22"	1/2"
LDH-N40-I	16-1/2"	16-1/2"	19"	19"	1/2"
LDH-N50-I	19-1/2"	19-1/2"	22"	22"	1/2"
LDH-N60-I	24"	24"	26-1/2"	26-1/2"	1/2"
LDH-N70-I	31"	31"	33-1/2"	33-1/2"	1/2"

Outside Opening



PART NO.	CUT-OUT SIZE		OVERALL SIZE		ACRYLIC THICKNESS
	A	B	C	D	
LDH-N08-O	8-1/8"	13-3/4"	10-5/8"	16-1/4"	1/2"
LDH-N10-O	10"	10"	12-1/2"	12-1/2"	1/2"
LDH-N20-O	12-1/2"	17-1/2"	15"	20"	1/2"
LDH-N30-O	14-1/2"	19-1/2"	17"	22"	1/2"
LDH-N40-O	16-1/2"	16-1/2"	19"	19"	1/2"
LDH-N50-O	19-1/2"	19-1/2"	22"	22"	1/2"
LDH-N60-O	24"	24"	26-1/2"	26-1/2"	1/2"
LDH-N70-O	31"	31"	33-1/2"	33-1/2"	1/2"

Friction Round Low Profile | LDHR



Inside Opening

PART NO.	CUT-OUT SIZE A	OVERALL SIZE C	ACRYLIC THICKNESS
LDHR-40-I	16-1/2"	19"	1/2"
LDHR-50-I	19-1/2"	22"	1/2"
LDHR-60-I	24"	26-1/2"	1/2"
LDHR-70-I	31"	33-1/2"	1/2"

Outside Opening

PART NO.	CUT-OUT SIZE A	OVERALL SIZE C	ACRYLIC THICKNESS
LDHR-40-O	16-1/2"	19"	1/2"
LDHR-50-O	19-1/2"	22"	1/2"
LDHR-60-O	24"	26-1/2"	1/2"
LDHR-70-O	31"	33-1/2"	1/2"

Friction Half Moon Low Profile | LDHS



Inside Opening

PART NO.	CUT-OUT SIZE A	B	OVERALL SIZE C	D	ACRYLIC THICKNESS
LDHS-40-I	9-1/2"	16-1/2"	12"	19"	1/2"
LDHS-50-I	11"	19-1/2"	13-1/2"	22"	1/2"
LDHS-60-I	13-1/4"	24"	15-3/4"	26-1/2"	1/2"
LDHS-70-I	16-3/4"	31"	19-1/4"	33-1/2"	1/2"

Outside Opening


PART NO.	CUT-OUT SIZE A	B	OVERALL SIZE C	D	ACRYLIC THICKNESS
LDHS-40-O	9-1/2"	16-1/2"	12"	19"	1/2"
LDHS-50-O	11"	19-1/2"	13-1/2"	22"	1/2"
LDHS-60-O	13-1/4"	24"	15-3/4"	26-1/2"	1/2"
LDHS-70-O	16-3/4"	31"	19-1/4"	33-1/2"	1/2"

Additional Options and Features

Acrylic Tint



Smoked
(Standard)



Clear



Green

Outside Opening Option 1: A 3rd inside only Handle



- Similar to a dead bolt for a home door

Outside Opening Option 2: Extrusion for Pad Lock



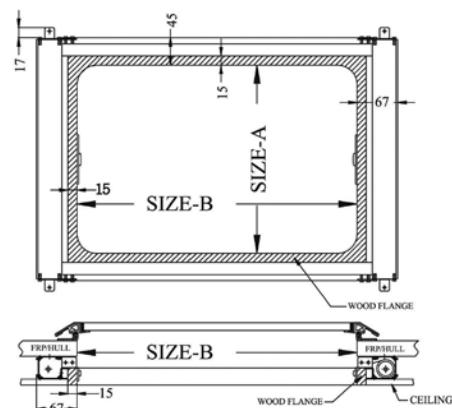
Alternative Frame Options

Standard deck hatches are made from 316 stainless steel and high polished. Optional off-white powder coating or titanium gold plating is available.

Stainless Handle Option



Hatch Skyscreen



Features

- Aluminum 6061T5 Frame
- Two Options: Screen Or Fabric
- UV Resistant Screen
- Water-Proof And UV Fabric
- Solar Heat Shield Fabric Reflects 80% Harmful UV Rays
- Helps To Cool The Cabin

Deck Hatch Accessories / Replacement Parts

Handle Assembly

HANDLE For inside / double open hatch




HANDLE For in / outside hatch



Stainless Handle Available



Hinge Pins



Deck Hatch Accessories / Replacement Parts

Hatch Arms



PART NO.	FOR HATCH SIZES		
H301R and H301L	19-1/2" x 19-1/2"	24" x 24"	31" x 31"
H301R	14-1/2" x 19-1/2"	16-1/2" x 16-1/2"	
H203R	12-1/2" x 17-1/2"		
H303R	8-1/8" x 13-3/4"		

H301R & H301L

Recommended for deck hatches sizes 19-1/2" x 19-1/2" and above
15-1/2" Open Length, 10-1/4" Closed Length
5 Opening Positions

H301R

Recommended for deck hatches sizes 14-1/2" x 19-1/2", 16-1/2" x 16-1/2"
15-1/2" Open Length, 10-1/4" Closed Length
5 Opening Positions

H302R

Recommended for deck hatches size 12-1/2" x 17-1/2"
12-1/2" Open Length, 8-3/4" Closed Length
4 Opening Positions

H303R

Recommended for deck hatches size 8-1/8" x 13-3/4"
9-1/2" Open Length, 7" Closed Length
3 Opening Positions

Gasket



- Replacement Gasket for Man Ship Deck Hatches
- Weather Resistant Neoprene Gasket
- For Deck Hatch Models DH and LDH

PART NO.	FOR MODEL	CROSS SECTION	UNIT LENGTH
208	DH	3/4" x 3/4"	8 ft.
209-1730	LDH	3/4" x 11/16"	5.5 ft
209-1990	LDH	3/4" x 11/16"	6.5 ft
209-2440	LDH	3/4" x 11/16"	8 ft

View the quality and custom capabilities of our stainless steel portlights



Custom Capabilities



Opening Formed Stainless Steel Portlights

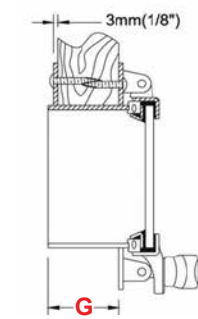
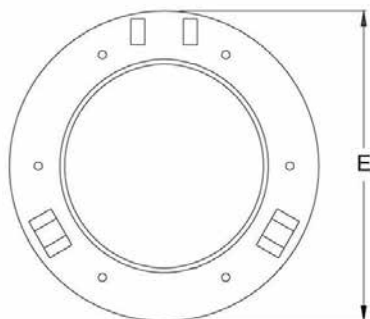
Features

- 316 Stainless Steel Formed Frame For High Grade Strength And Corrosion Resistance
- Tempered Glass
- Angled (For Rectangular And Oval Only) Or Straight Spigot
- Custom Sizes Available
- Standard Spigot Lengths: 1-1/4", 1-1/2", 2", 2-1/2", 3", 3-1/2"
- Custom Spigot Sizes Available
- Screen Is Included

Standard Specs

- 316 Stainless Steel Formed
- High Polish Finish
- Tempered, Clear Glass

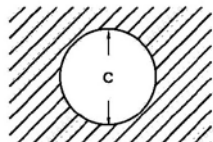
Round Opening Portlights | LSR



LSR-XXXXS
STRAIGHT SPIGOT

PART NO.	C	E	GLASS THICKNESS
LSR-07-GS	7-1/4"	9-5/8"	5/16"
LSR-08-GS	8-1/4"	10-5/8"	5/16"
LSR-10-GS	10-3/8"	12-7/8"	3/8"
LSR-12-GS	12-3/8"	14-7/8"	3/8"
LSR-14-GS	14-3/8"	16-7/8"	3/8"

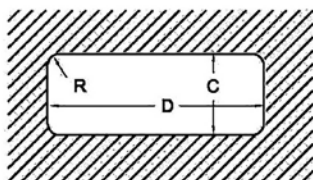
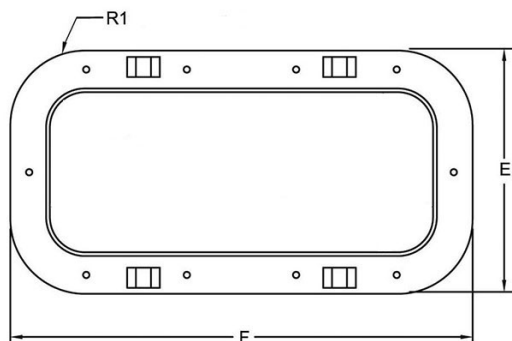
Please specify "G" dimension.



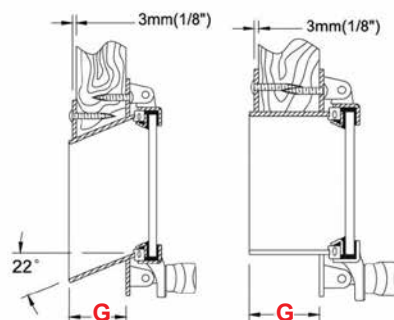
Cut-Out Size (Hole Size) in the Boat



Rectangular Opening Portlights | LS



Cut-Out Size (Hole Size) in the Boat



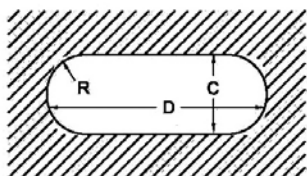
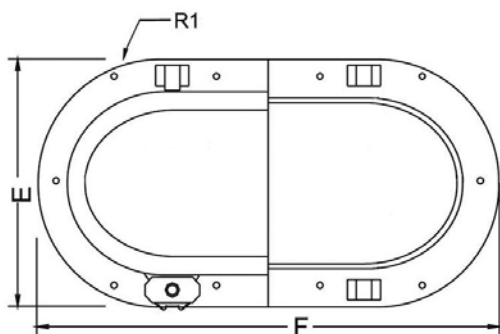
LS-XXXXA ANGLED SPIGOT LS-XXXXS STRAIGHT SPIGOT

Please specify "G" dimension.

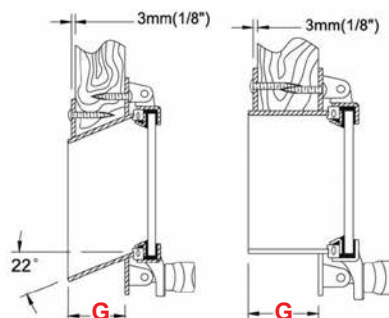
PART NO. ANGLED	PART NO. STRAIGHT	CUT-OUT SIZE		OVERALL SIZE		R	R1	GLASS THK
		C	D	E	F			
LS-0512- GA	LS-0512- GS	5-1/4"	12-1/8"	7-5/8"	14-1/2"	1-1/4"	2-3/8"	1/4"
LS-0714- GA	LS-0714- GS	7-1/4"	14-1/4"	9-5/8"	16-5/8"	1-1/4"	2-3/8"	1/4"
LS-0716- GA	LS-0716- GS	7-1/4"	16-1/4"	9-5/8"	18-5/8"	1-1/4"	2-3/8"	1/4"
LS-0718- GA	LS-0718- GS	7-1/4"	18-1/4"	9-5/8"	20-5/8"	1-1/4"	2-3/8"	1/4"
LS-0816- GA	LS-0816- GS	8-1/4"	16-1/4"	10-5/8"	18-5/8"	1-1/4"	2-3/8"	1/4"
LS-0818- GA	LS-0818- GS	8-1/4"	18-1/4"	10-5/8"	20-5/8"	1-1/4"	2-3/8"	1/4"
LS-1020- GA	LS-1020- GS	10-3/8"	20-3/8"	12-7/8"	22-7/8"	1-1/4"	2-1/2"	3/8"
LS-1024- GA	LS-1024- GS	10-3/8"	24-3/8"	12-7/8"	26-7/8"	1-1/4"	2-1/2"	3/8"
LS-1224- GA	LS-1224- GS	12-3/8"	24-3/8"	14-7/8"	26-7/8"	1-1/4"	2-1/2"	3/8"
LS-1228- GA	LS-1228- GS	12-3/8"	28-3/8"	14-7/8"	30-7/8"	1-1/4"	2-1/2"	3/8"



Oval Opening Portlights | LSO



Cut-Out Size (Hole Size) in the Boat



LSO-XXXXA ANGLED SPIGOT LSO-XXXXS STRAIGHT SPIGOT

Please specify "G" dimension.

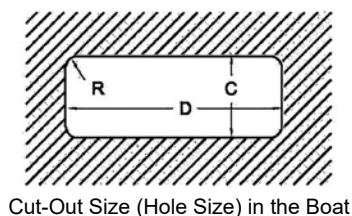
PART NO. ANGLED	PART NO. STRAIGHT	CUT-OUT SIZE C	CUT-OUT SIZE D	OVERALL SIZE E	OVERALL SIZE F	R	R1	GLASS THK
LSO-0512-GA	LSO-0512-GS	5-1/4"	12-1/8"	7-5/8"	14-1/2"	2-5/8"	3-7/8"	5/16"
LSO-0714-GA	LSO-0714-GS	7-1/4"	14-1/4"	9-5/8"	16-5/8"	3-5/8"	4-7/8"	5/16"
LSO-0716-GA	LSO-0716-GS	7-1/4"	16-1/4"	9-5/8"	18-5/8"	3-5/8"	4-7/8"	5/16"
LSO-0718-GA	LSO-0718-GS	7-1/4"	18-1/4"	9-5/8"	20-5/8"	3-5/8"	4-7/8"	5/16"
LSO-0816-GA	LSO-0816-GS	8-1/4"	16-1/4"	10-5/8"	18-5/8"	4-1/8"	5-3/8"	5/16"
LSO-0818-GA	LSO-0818-GS	8-1/4"	18-1/4"	10-5/8"	20-5/8"	4-1/8"	5-3/8"	5/16"
LSO-1020-GA	LSO-1020-GS	10-3/8"	20-3/8"	12-7/8"	22-7/8"	5-1/8"	6-3/8"	3/8"
LSO-1024-GA	LSO-1024-GS	10-3/8"	24-3/8"	12-7/8"	26-7/8"	5-1/8"	6-3/8"	3/8"
LSO-1224-GA	LSO-1224-GS	12-3/8"	24-3/8"	14-7/8"	26-7/8"	6-1/8"	7-3/8"	3/8"
LSO-1228-GA	LSO-1228-GS	12-3/8"	28-3/8"	14-7/8"	30-7/8"	6-1/8"	7-3/8"	3/8"



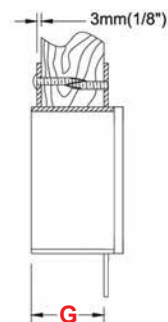
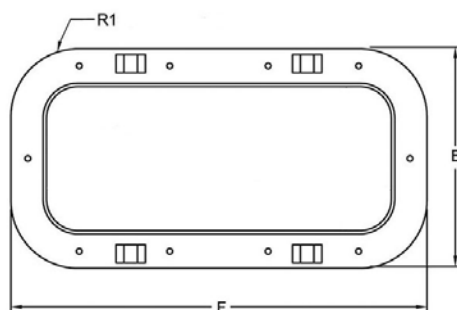
Fixed Formed Stainless Portlights

- 316 Stainless Steel Formed Frame For High Grade Strength And Corrosion Resistance
- Model AFLS Is Flush
- Model BFLS Is Raised
- Tempered Glass
- Straight Spigot Only
- Custom Sizes Available
- Standard Spigot Lengths: 1-1/4", 1-1/2", 2", 2-1/2", 3", 3-1/2"
- Custom Spigot Sizes Available

Rectangular Fixed Formed Portlights




Cut-Out Size (Hole Size) in the Boat



XFLS-XXXXS
STRAIGHT SPIGOT

Please specify "G" dimension.



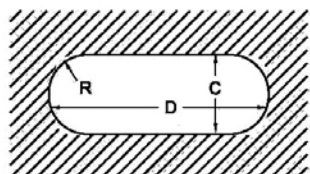
AFLS



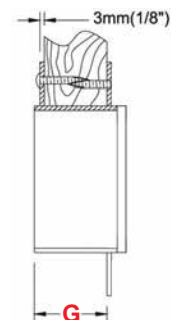
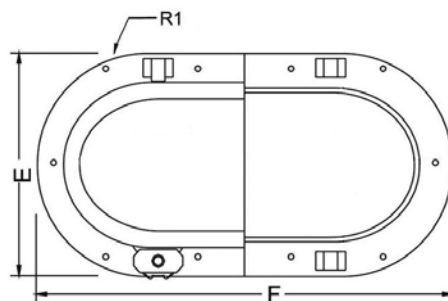
BFLS

PART NO. STRAIGHT	PART NO. STRAIGHT	CUT-OUT SIZE C	CUT-OUT SIZE D	OVERALL SIZE E	OVERALL SIZE F	R	R1	GLASS THK
AFLS-0512-GS	BFLS-0512-GS	5-1/4"	12-1/8"	7-5/8"	14-1/2"	1-1/4"	2-3/8"	1/4"
AFLS-0714-GS	BFLS-0714-GS	7-1/4"	14-1/4"	9-5/8"	16-5/8"	1-1/4"	2-3/8"	1/4"
AFLS-0716-GS	BFLS-0716-GS	7-1/4"	16-1/4"	9-5/8"	18-5/8"	1-1/4"	2-3/8"	1/4"
AFLS-0718-GS	BFLS-0718-GS	7-1/4"	18-1/4"	9-5/8"	20-5/8"	1-1/4"	2-3/8"	1/4"
AFLS-0816-GS	BFLS-0816-GS	8-1/4"	16-1/4"	10-5/8"	18-5/8"	1-1/4"	2-3/8"	1/4"
AFLS-0818-GS	BFLS-0818-GS	8-1/4"	18-1/4"	10-5/8"	20-5/8"	1-1/4"	2-3/8"	1/4"
AFLS-1020-GS	BFLS-1020-GS	10-3/8"	20-3/8"	12-7/8"	22-7/8"	1-1/4"	2-1/2"	3/8"
AFLS-1024-GS	BFLS-1024-GS	10-3/8"	24-3/8"	12-7/8"	26-7/8"	1-1/4"	2-1/2"	3/8"
AFLS-1224-GS	BFLS-1224-GS	12-3/8"	24-3/8"	14-7/8"	26-7/8"	1-1/4"	2-1/2"	3/8"
AFLS-1228-GS	BFLS-1228-GS	12-3/8"	28-3/8"	14-7/8"	30-7/8"	1-1/4"	2-1/2"	3/8"

Oval Fixed Formed Portlights



Cut-Out Size (Hole Size) in the Boat

XFLSO-XXXXS
STRAIGHT SPIGOT

Please specify "G" dimension.



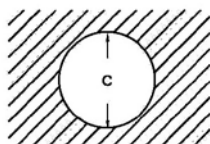
AFLSO



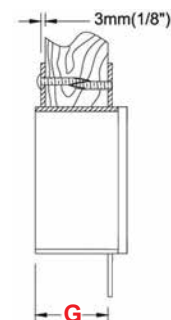
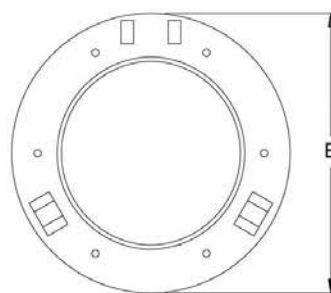
BFLSO

PART NO. STRAIGHT	PART NO. STRAIGHT	CUT-OUT SIZE		OVERALL SIZE		GLASS		
		C	D	E	F	R	R1	THK
AFLSO-0512-GS	BFLSO-0512-GS	5-1/4"	12-1/8"	7-5/8"	14-1/2"	2-5/8"	3-7/8"	1/4"
AFLSO-0714-GS	BFLSO-0714-GS	7-1/4"	14-1/4"	9-5/8"	16-5/8"	3-5/8"	4-7/8"	1/4"
AFLSO-0716-GS	BFLSO-0716-GS	7-1/4"	16-1/4"	9-5/8"	18-5/8"	3-5/8"	4-7/8"	1/4"
AFLSO-0718-GS	BFLSO-0718-GS	7-1/4"	18-1/4"	9-5/8"	20-5/8"	3-5/8"	4-7/8"	1/4"
AFLSO-0816-GS	BFLSO-0816-GS	8-1/4"	16-1/4"	10-5/8"	18-5/8"	4-1/8"	5-3/8"	1/4"
AFLSO-0818-GS	BFLSO-0818-GS	8-1/4"	18-1/4"	10-5/8"	20-5/8"	4-1/8"	5-3/8"	1/4"
AFLSO-1020-GS	BFLSO-1020-GS	10-3/8"	20-3/8"	12-7/8"	22-7/8"	5-1/8"	6-3/8"	3/8"
AFLSO-1024-GS	BFLSO-1024-GS	10-3/8"	24-3/8"	12-7/8"	26-7/8"	5-1/8"	6-3/8"	3/8"
AFLSO-1224-GS	BFLSO-1224-GS	12-3/8"	24-3/8"	14-7/8"	26-7/8"	6-1/8"	7-3/8"	3/8"
AFLSO-1228-GS	BFLSO-1228-GS	12-3/8"	28-3/8"	14-7/8"	30-7/8"	6-1/8"	7-3/8"	3/8"

Round Fixed Formed Portlights



Cut-Out Size (Hole Size) in the Boat

XFLSR-XXXXS
STRAIGHT SPIGOT

Please specify "G" dimension.



AFLSR



BFLSR

PART NO. STRAIGHT	PART NO. STRAIGHT	CUT-OUT SIZE	OVERALL SIZE	GLASS
		C	E	THK
AFLSR-05-GS	BFLSR-05-GS	5-1/4"	7-5/8"	1/4"
AFLSR-06-GS	BFLSR-06-GS	6-1/4"	8-5/8"	1/4"
AFLSR-07-GS	BFLSR-07-GS	7-1/4"	9-5/8"	1/4"
AFLSR-08-GS	BFLSR-08-GS	8-1/4"	10-5/8"	1/4"
AFLSR-10-GS	BFLSR-10-GS	10-3/8"	12-7/8"	3/8"
AFLSR-12-GS	BFLSR-12-GS	12-3/8"	14-7/8"	3/8"
AFLSR-14-GS	BFLSR-14-GS	14-3/8"	16-7/8"	3/8"

Trim Rings

Traditional Trim Ring

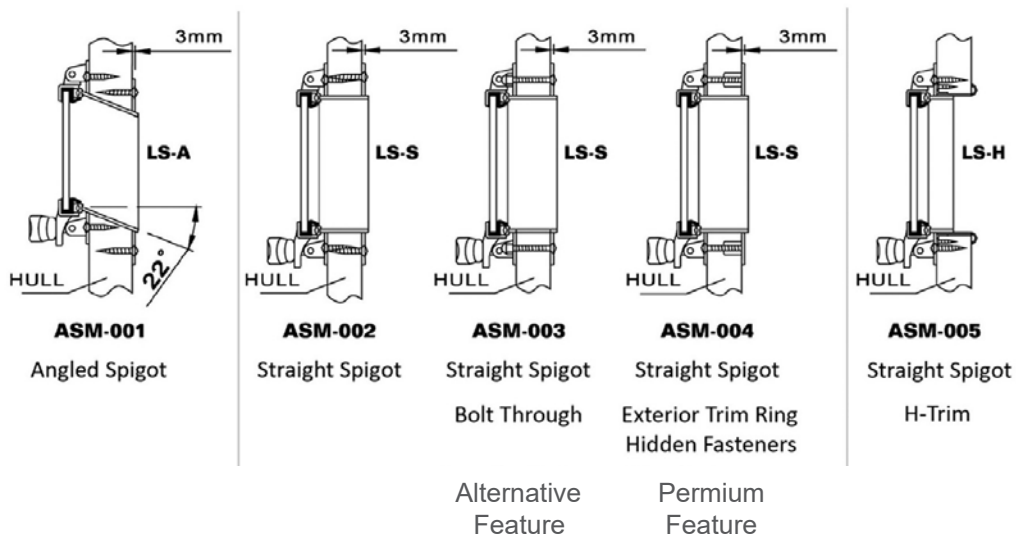


H Trim Ring




Additional Options and Features

Spigot Style and Installation



Methods of Keeping your Portlight Open

Traditional



Installed Horizontally



T-Bar Portlight Chain 8130S

Stay Arms



- Great Alternative For Keeping Portlight Open
- Stay Arms Use Friction Technology
- Open At Different Angles/Positions.

PART NO.	A	B	C
7124	5-13/16"	4"	3-5/8"
7125	6-7/8"	4-1/2"	4-1/8"
7126	8-3/16"	5-1/8"	4-13/16"



Fit Guide:

PART NO.	LS	LSR	LSO	LE
7124	5" x 12"	5"		
	10" x 20" (2pcs)	6"	5" x 12"	7-1/4" x 18"
7125	6" x 14"		6" x 14"	
	7" x 14"		7" x 14"	
	7" x 16"		7" x 16"	
	7" x 18"		7" x 18"	
	8" x 16"	7"	8" x 16"	
	8" x 18"	8"	8" x 18"	
7126		10"		
		12"		
		14"		

Friction Hinges



Features

- 316 Marine Grade Stainless Steel
- Engineered With An Internal Adjustable Set-Screw
- Adjust The Set-Screw For More Or Less Resistance
- Open Portlight Then Position At Any Angle
- Full 180 Degree Positioning
- Premium Hinge Option
- Hinge Has Been Crafted With A Smooth Outer Appearance
- No More Hatch Arms, Port Chains Or Port Hooks

Optional Stainless Knob Options



7130

7129

7128

Alternative Frame Options

Standard deck hatches are made from 316 stainless steel and high polished.
Optional off-white powder coating or titanium gold plating is available.

Glass Tint



Clear

Smoked

Light Grey

Blue

Tan

Green

Frosted Glass

All glass tints can also be frosted for extra privacy.



Storm Covers

- Storm Covers for additional safety
- Easily installed and removable.



Portlight Accessories

Screens



Portlight Knob and Pin



P001



P002

Gasket



7122



7122-B



7122-C

- Replacement Gasket for Man Ship Portlights
- Weather Resistant Neoprene Gasket
- For Portlight Models LS, LSO, LSR, and LE

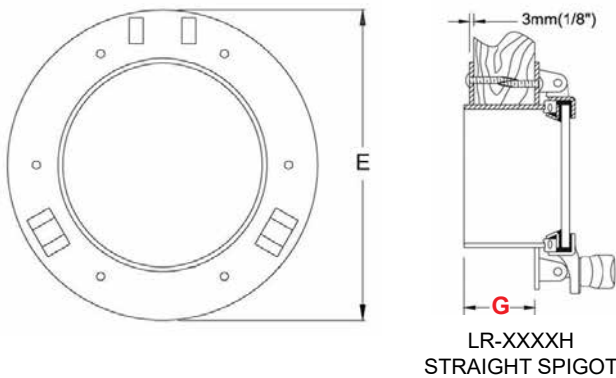
PART NO.	FOR MODEL	CROSS SECTION	UNIT LENGTH
7122-LS	LS	7/16" x 3/8"	Any Length
7122-LOLR	LSO, LSO, LR, LSR	5/8" x 1/2"	16 ft.
7122-LE	LE	1/2" x 1/2"	4 ft.

For rectangular (LS) portlights larger than 10" x 20", the 7122-LOLR gasket is used.

Opening Stamped Stainless Portlights

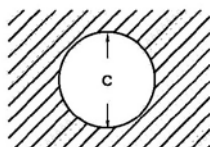
- 316 Stainless Steel Stamped Frame
- Friction Hinge
- Tempered Glass
- Straight Spigot, H Trim Only
- Standard Listed Sizes Only
- Standard Spigot Lengths: 1-1/4", 1-1/2", 2", 2-1/2", 3", 3-1/2"
- Custom Spigot Sizes Available
- Available With Storm Cover
- Screen Is Included

Round Opening Stamped Portlights | LR



PART NO.	CUT-OUT SIZE C	OVERALL SIZE E	GLASS THICKNESS
LR-05-GH	5-5/8"	7-7/8"	5/16"
LR-06-GH	6-5/8"	8-7/8"	5/16"
LR-07-GH	7-5/8"	9-7/8"	5/16"
LR-08-GH	8-5/8"	10-7/8"	5/16"

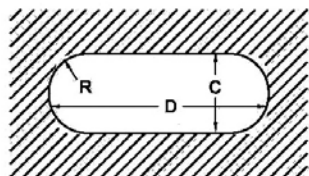
Please specify "G" dimension.



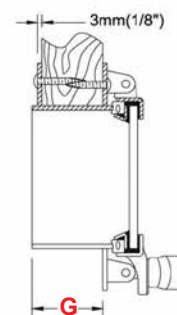
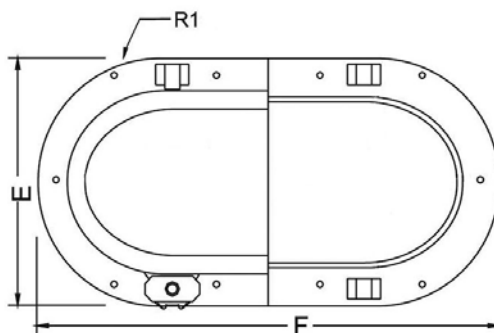
Cut-Out Size (Hole Size) in the Boat



Oval Opening Stamped Portlights | LO



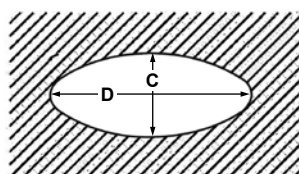
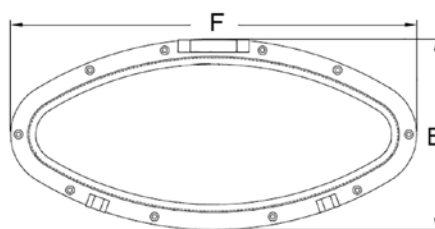
Cut-Out Size (Hole Size) in the Boat

LO-XXXXH
STRAIGHT SPIGOT

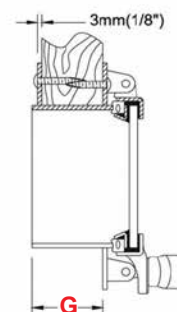
Please specify "G" dimension.

PART NO.	CUT-OUT SIZE		OVERALL SIZE		R	R1	GLASS THK
	C	D	E	F			
LO-0512-GH	5-5/8"	12-5/8"	7-7/8"	14-7/8"	2-5/8"	3-7/8"	5/16"
LO-0614-GH	6-5/8"	14-5/8"	8-7/8"	16-7/8"	3-5/8"	4-7/8"	5/16"
LO-0714-GH	7-5/8"	14-5/8"	9-7/8"	16-7/8"	3-5/8"	4-7/8"	5/16"
LO-0716-GH	7-5/8"	16-5/8"	9-7/8"	18-7/8"	3-5/8"	4-7/8"	5/16"
LO-0718-GH	7-5/8"	18-5/8"	9-7/8"	20-7/8"	3-5/8"	4-7/8"	5/16"
LO-0816-GH	8-5/8"	16-5/8"	10-7/8"	18-7/8"	4-1/8"	5-3/8"	5/16"
LO-0818-GH	8-5/8"	18-5/8"	10-7/8"	20-7/8"	4-1/8"	5-3/8"	5/16"

Elliptical Opening Stamped Portlights | LE



Cut-Out Size (Hole Size) in the Boat

LE-XXXXS
STRAIGHT SPIGOT

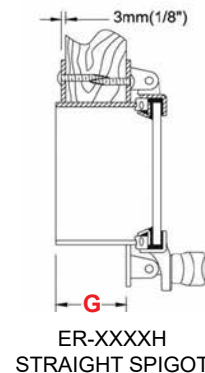
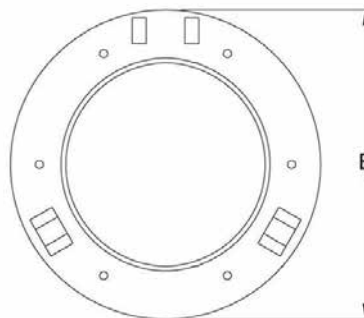
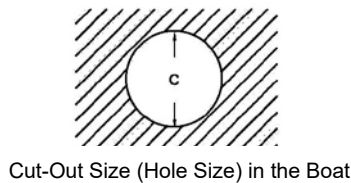
Please specify "G" dimension.

PART NO.	CUT-OUT SIZE		OVERALL SIZE		ACRYLIC THICKNESS
	C	D	E	F	
LE-0718-GH	7-3/8"	18"	9-5/8"	20-3/8"	5/16"

Opening Economy Stainless Portlights

- 316 Stainless Steel Stamped Frame
- Acrylic
- Straight Spigot, H Trim Only
- Standard Listed Sizes Only
- Standard Spigot Lengths: 1-1/4", 1-1/2", 2", 2-1/2", 3", 3-1/2"
- Custom Spigot Sizes Available
- Screens Are Not Removable

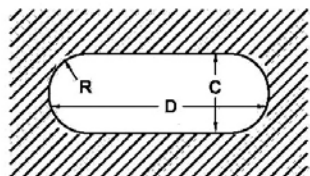
Round Opening Economy Portlights



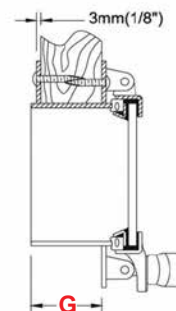
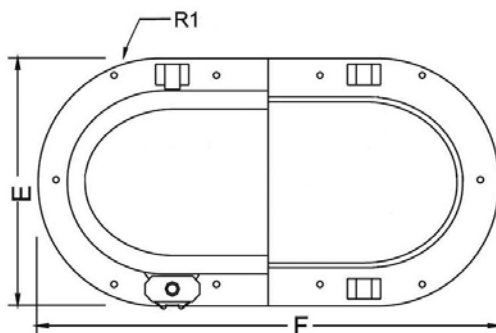
Please specify "G" dimension.

PART NO.	CUT-OUT SIZE C	OVERALL SIZE E	GLASS THICKNESS
ER-05-GH	5-5/8"	7-7/8"	5/16"
ER-06-GH	6-5/8"	8-7/8"	5/16"
ER-07-GH	7-5/8"	9-7/8"	5/16"
ER-08-GH	8-5/8"	10-7/8"	5/16"

Oval Opening Economy Portlights



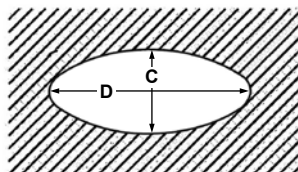
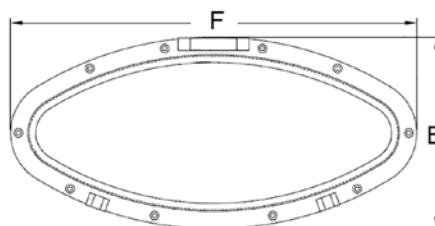
Cut-Out Size (Hole Size) in the Boat

EO-XXXXH
STRAIGHT SPIGOT

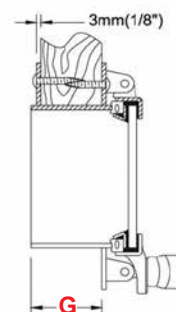
Please specify "G" dimension.

PART NO.	CUT-OUT SIZE		OVERALL SIZE		R	R1	GLASS THK
	C	D	E	F			
EO-0512-GH	5-3/8"	12-3/8"	7-7/8"	14-7/8"	2-5/8"	3-7/8"	5/16"
EO-0614-GH	6-3/8"	14-3/8"	8-7/8"	16-7/8"	3-5/8"	4-7/8"	5/16"
EO-0714-GH	7-3/8"	14-3/8"	9-7/8"	16-7/8"	3-5/8"	4-7/8"	5/16"
EO-0716-GH	7-3/8"	16-3/8"	9-7/8"	18-7/8"	3-5/8"	4-7/8"	5/16"
EO-0718-GH	7-3/8"	18-3/8"	9-7/8"	20-7/8"	3-5/8"	4-7/8"	5/16"
EO-0816-GH	8-3/8"	16-3/8"	10-7/8"	18-7/8"	4-1/8"	5-3/8"	5/16"
EO-0818-GH	8-3/8"	18-3/8"	10-7/8"	20-7/8"	4-1/8"	5-3/8"	5/16"

Elliptical Opening Economy Portlights



Cut-Out Size (Hole Size) in the Boat

EE-XXXXS
STRAIGHT SPIGOT

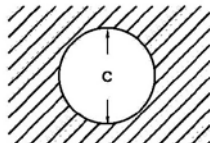
Please specify "G" dimension.

PART NO.	CUT-OUT SIZE		OVERALL SIZE		ACRYLIC THICKNESS
	C	D	E	F	
EE-0718-GH	7-3/8"	18"	9-5/8"	20-3/8"	5/16"

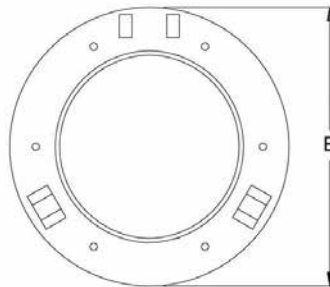
Fixed Stamped Stainless Portlights

- 316 Stainless Steel Stamped Frame
- Tempered Glass
- Straight Spigot, H Trim Only
- Straight Spigot, H Trim Only
- Standard Listed Sizes Only
- Standard Spigot Lengths: 1-1/4", 1-1/2", 2", 2-1/2", 3", 3-1/2"
- Custom Spigot Sizes Available

Round Fixed Stamped Portlights



Cut-Out Size (Hole Size) in the Boat



3mm (1/8")



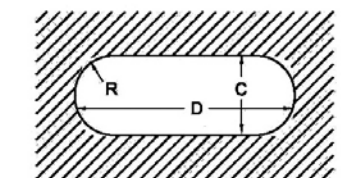
FR-XXXXH
STRAIGHT SPIGOT

Please specify "G" dimension.

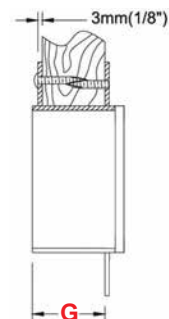
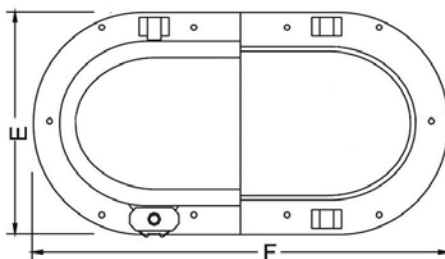


PART NO.	CUT-OUT SIZE C	OVERALL SIZE E	GLASS THICKNESS
FR-05-GH	5-3/8"	7-7/8"	5/16"
FR-06-GH	6-3/8"	8-7/8"	5/16"
FR-07-GH	7-3/8"	9-7/8"	5/16"
FR-08-GH	8-3/8"	10-7/8"	5/16"

Oval Fixed Stamped Portlights



Cut-Out Size (Hole Size) in the Boat

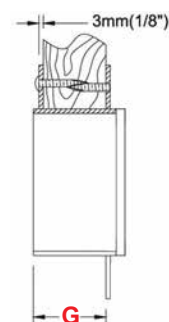
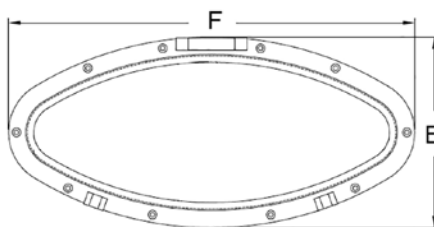
FO-XXXXH
STRAIGHT SPIGOT

Please specify "G" dimension.

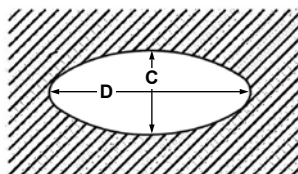


PART NO.	CUT-OUT SIZE		OVERALL SIZE		GLASS THK
	C	D	E	F	
FO-0512-GH	5-3/8"	12-3/8"	7-7/8"	14-7/8"	1/4"
FO-0614-GH	6-3/8"	14-3/8"	8-7/8"	16-7/8"	1/4"
FO-0714-GH	7-3/8"	14-3/8"	9-7/8"	16-7/8"	1/4"
FO-0716-GH	7-3/8"	16-3/8"	9-7/8"	18-7/8"	1/4"
FO-0718-GH	7-3/8"	18-3/8"	9-7/8"	20-7/8"	1/4"
FO-0816-GH	8-3/8"	16-3/8"	10-7/8"	18-7/8"	1/4"
FO-0818-GH	8-3/8"	18-3/8"	10-7/8"	20-7/8"	1/4"

Elliptical Fixed Stamped Portlight

FE-XXXXH
STRAIGHT SPIGOT

Please specify "G" dimension.

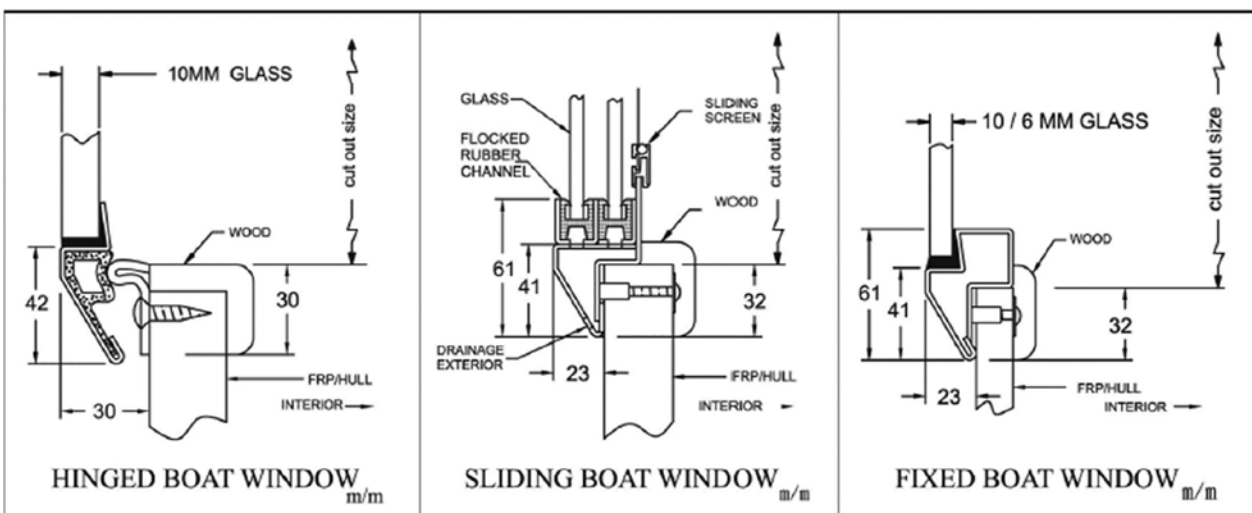


Cut-Out Size (Hole Size) in the Boat

PART NO.	CUT-OUT SIZE		OVERALL SIZE		ACRYLIC THICKNESS
	C	D	E	F	
FE-0718-GH	7-3/8"	18"	9-5/8"	20-3/8"	1/4"

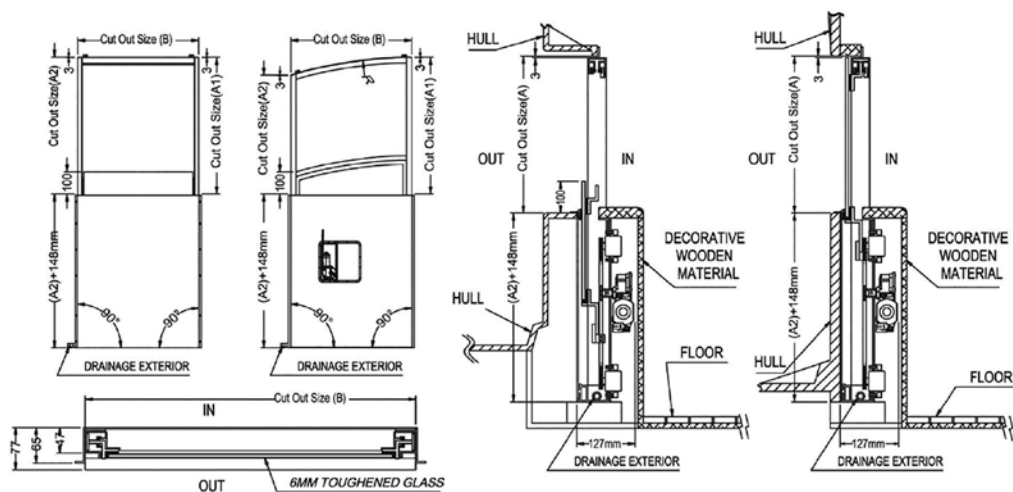
Stainless Windows

- Available In 316 Stainless Formed
- Fixed, Hinged, And Sliding Windows
- Custom Windows Can Be Done To Your Specifications
- No Exposed Seams Or Fasteners
- Channels Of Sliding Windows Ensure Proper Drainage
- Easy Assembly For Glass Service



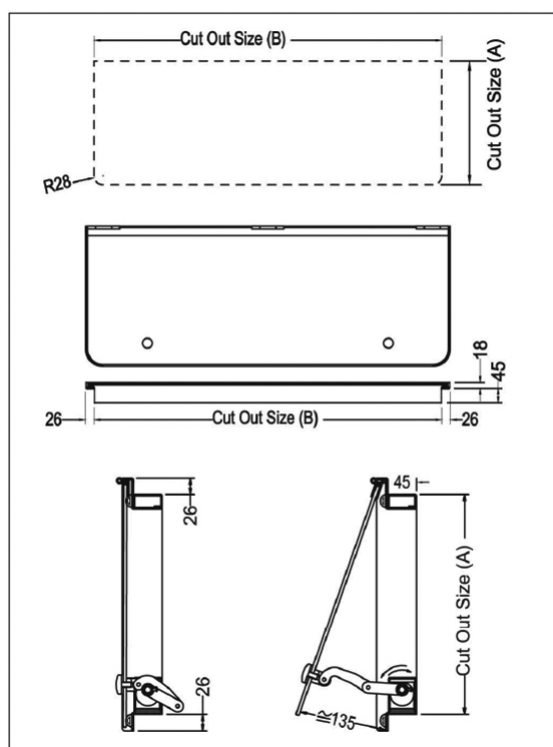
Automatic Sliding Windows

- Aluminum 65061T5 With Black Powder Coating
- 24-12V Motor With Stainless Steel Gears
- 5 mm Tempered Glass
- Custom Designed. Please Provide The A1, A2, B, And R Cut-Out Size




Automatic Opening Windows

- 316 Stainless Steel
- Polished Finish, Black Or White Powder Coating Available
- 5 mm Tempered Glass
- 24-12V Motor With Stainless Steel Gears
- Custom Designed. Please Provide The A And B Cut-Out Size



Presenting the craftsmanship and quality of Man Ship saloon doors



SALOON DOORS

Flush Saloon Doors

- 316 Stainless Steel Formed For High Grade Strength And Corrosion Resistance
- Polished To A Mirror Finish
- Tempered Glass From 8 mm To 12 mm Depending On The Design
- Multiple Layout And Custom Configurations
- Trioving Locks And Latches From Norway. Designed To Withstand The Marine Elements.
- Weathertight
- Straight Or Angled Frames Available

Special Features

- Adjustable Door Rollers – Each door pane has 4 adjustable rollers at each corner. So when a boat flexes in the water compared to being on land in the shop, you will be able to make these types of critical adjustments to ensure a smooth operation.



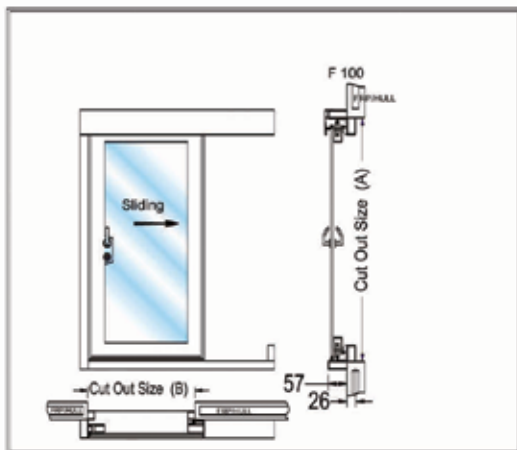
- Safety Stop Mechanism – All of our doors have a safety stop mechanism of about 9.5". It is a manual latch which ensures the safety mechanism is always set. And when it's time to close the door, the user will naturally turn the handle which will lift the safety latch.



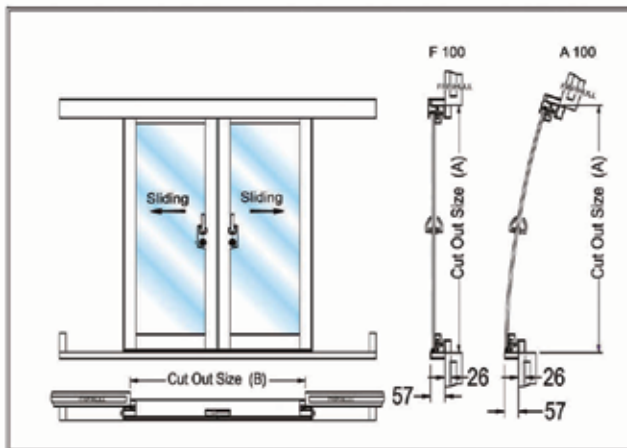
Configurations

To quote, please provide the model number and cut-out size A and B

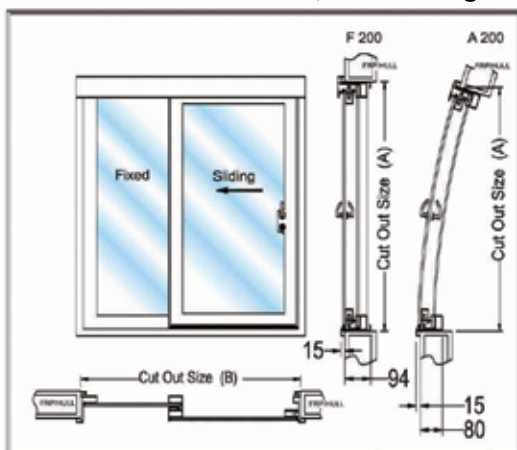
MODEL: F100 Single Sliding



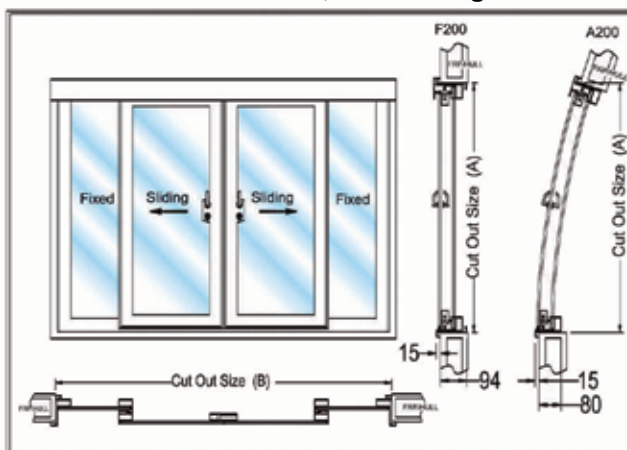
**MODEL: F100 Two Sliding
A100 Two Sliding**



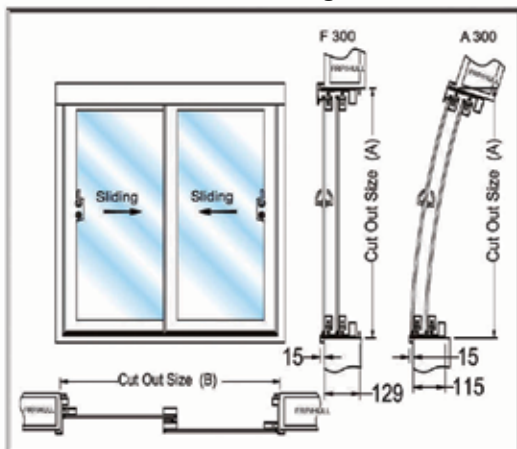
**MODEL: F200 One Fixed, One Sliding
A200 One Fixed, One Sliding**



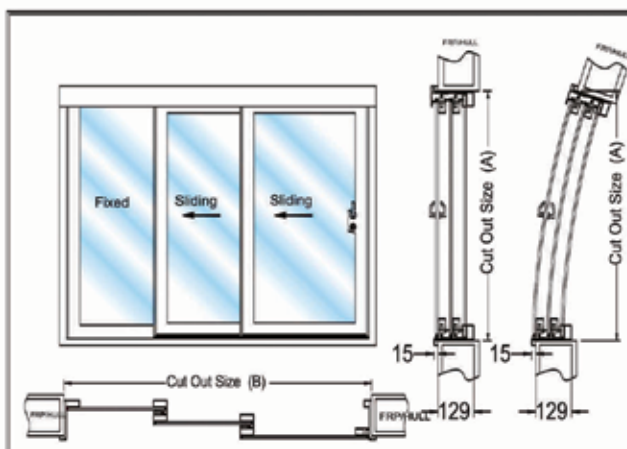
**MODEL: F200 Two Fixed, Two Sliding
A200 Two Fixed, Two Sliding**



**MODEL: F300 Two Sliding
A300 Two Sliding**



MODEL: F400 One Fixed, Two Sliding



Curved Saloon Doors

- 316 Stainless Steel Formed For High Grade Strength And Corrosion Resistance
- Polished To A Mirror Finish
- Tempered Glass From 8 mm To 12 mm Depending On The Design
- Multiple Layout And Custom Configurations
- Trioving Locks And Latches From Norway. Designed To Withstand The Marine Elements.
- Weathertight

Special Features

- Adjustable Door Rollers – Each door pane has 4 adjustable rollers at each corner. So when a boat flexes in the water compared to being on land in the shop, you will be able to make these types of critical adjustments to ensure a smooth operation.



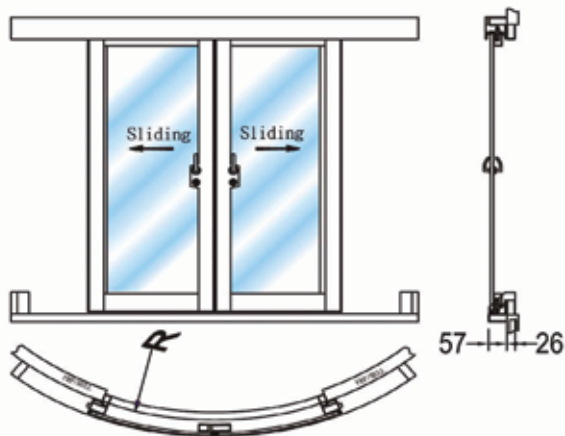
- Safety Stop Mechanism – All of our doors have a safety stop mechanism of about 9.5". It is a manual latch which ensures the safety mechanism is always set. And when it's time to close the door, the user will naturally turn the handle which will lift the safety latch.



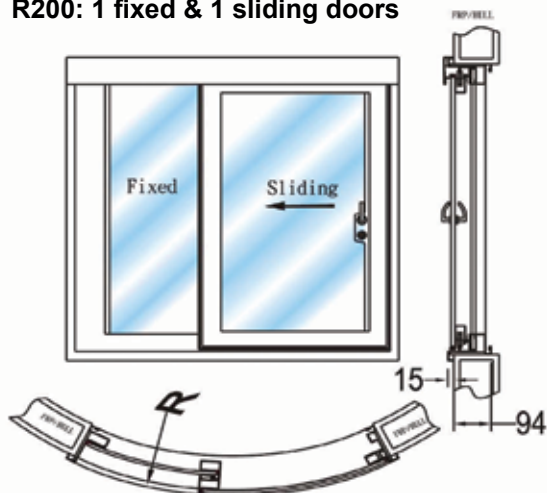
Configurations

To quote, please provide the model number and cut-out size A and B

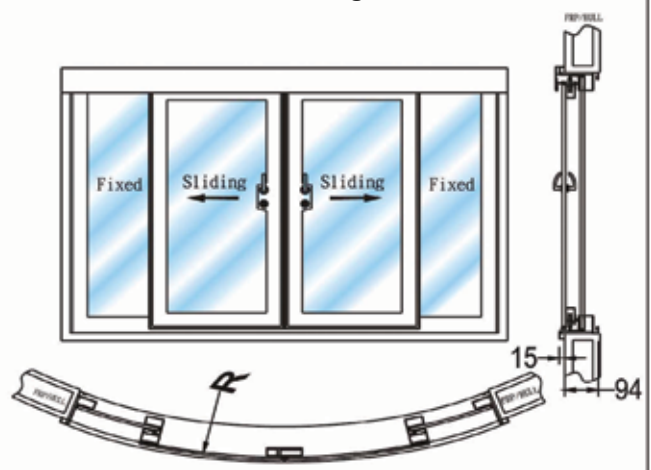
R100: 2 sliding doors



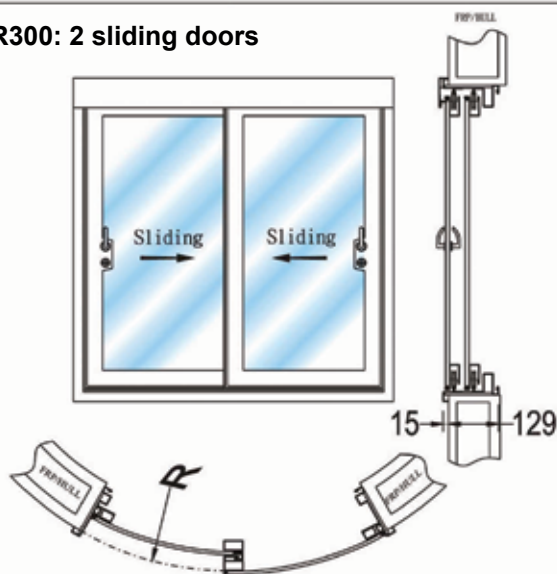
R200: 1 fixed & 1 sliding doors



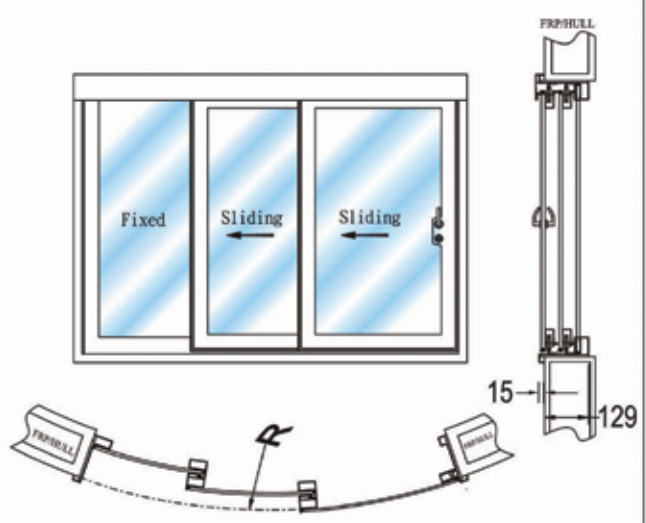
R200: 2 fixed & 2 sliding doors



R300: 2 sliding doors



R300: 1 fixed & 2 sliding doors



Swing Saloon Doors and Windows

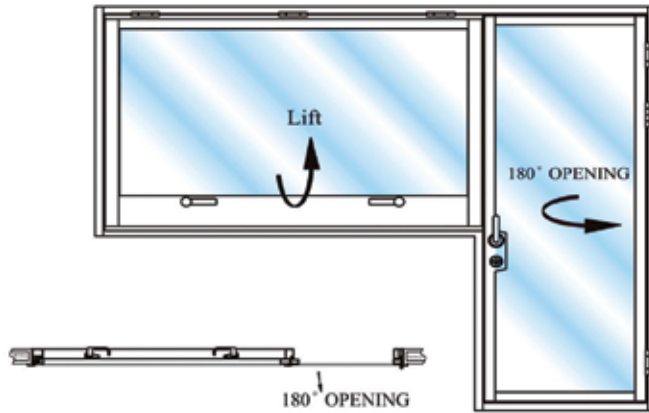
- 316 Stainless Steel Formed For High Grade Strength And Corrosion Resistance
- Polished To A Mirror Finish
- Tempered Glass From 8 mm To 12 mm Depending On The Design
- Multiple Layout And Custom Configurations
- Trioving Locks And Latches From Norway. Designed To Withstand The Marine Elements.
- Weathertight



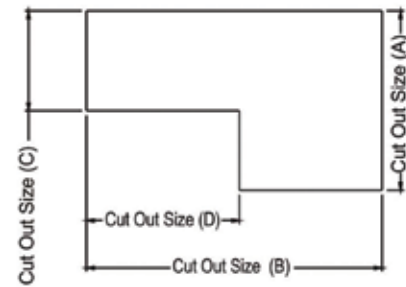
Configurations

To quote, please provide the model number and cut-out size A and B

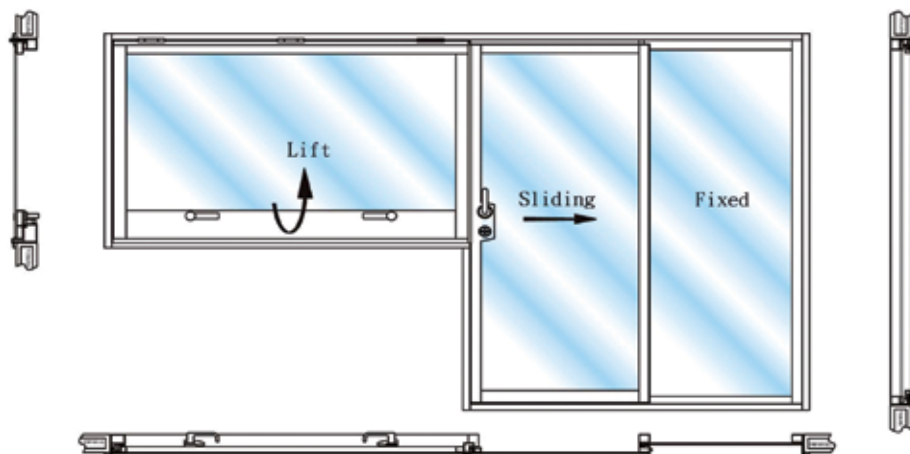
MODEL: OL100 Two Open



MODEL: SFL100OL100



MODEL: SFL100 One Open, One Sliding, One Fixed

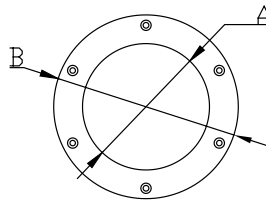


Bronze Round Trim Ring



- Sold by Each
- Bronze Cast

PART NO.	A	B	SCREW SIZE	FASTENER
1193B	4-1/2"	5-1/2"	1/4"	#8 FH
1197B	6-7/8"	8-1/8"	1/4"	#12 FH

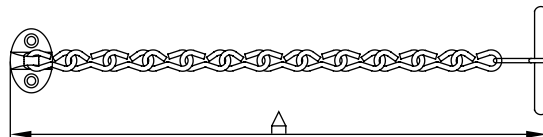


Portlight Chain with T-Bar



- Sold by Each
- 316 Stainless Steel Cast
- Fastener #6 FH

PART NO.	A	DESCRIPTION
8130S	8"	Chrome-Plated Brass T-Bar Portlight Chain

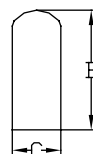
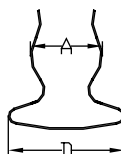


Boat Hook Clip



- Sold by Pair
- 304 Stainless Steel Stamped

PART NO.	A	B	C	D	FASTENER
2938SS	3/4" to 1"	1-11/16"	7/16"	1-3/8"	#6 PH
2939SS	1" to 1-1/4"	2-3/8"	3/4"	1-13/16"	#6 PH

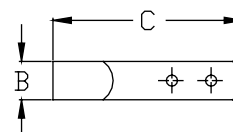
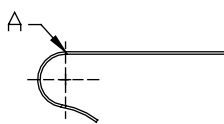


Boat Hook Bracket



- Sold by Pair
- 304 Stainless Steel Stamped
- Fastener: #12 FH

PART NO.	A	B	C
7715S	1"	1"	4"

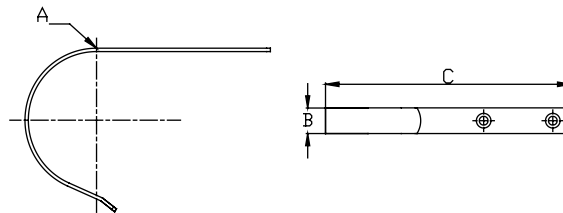


Ring Buoy Hook Bracket



- Sold by Each
- 304 Stainless Steel Stamped
- Fastener: #12 FH

PART NO.	A	B	C
7716S	4"	3/4"	7-3/16"

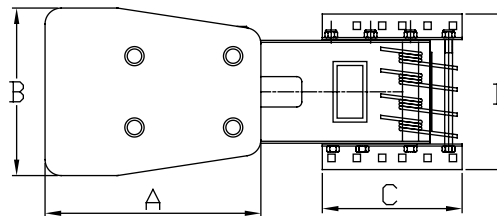


Outboard Motor Bracket



- Sold by Each
- 304 Stainless Steel Fabricated
- Always use a safety chain or cable to secure the motor

PART NO.	A	B	C	D	HP RATING	WEIGHT LIMIT
5100	10-3/8"	8-1/4"	8"	8-5/8"	To 20 HP	90 lbs.

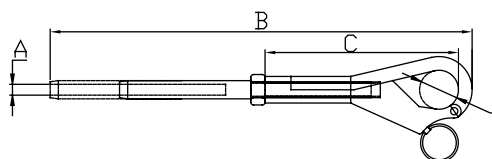


Lifeline Pelican Hook



- Sold by Each
- 316 Stainless Steel Cast

PART NO.	A	B	C	D	TYPE	CRIMP DIA
6420S	1/8"	4-27/32"	2-3/4"	1/2"	Machine Swage	0.190"
6421S	1/8"	4-27/32"	2-3/4"	1/2"	Hand Crimp	0.219"
6422S	3/16"	5-27/32"	3-3/4"	9/16"	Machine Swage	0.313"

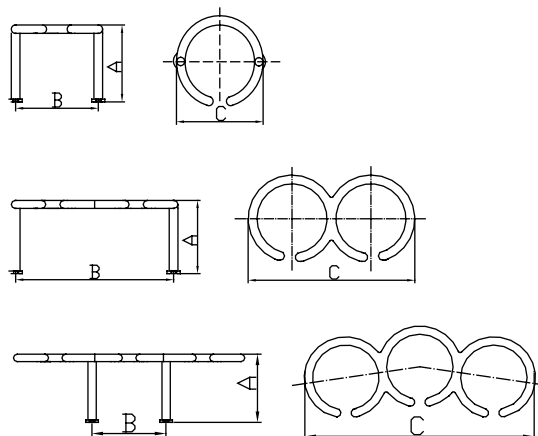


Drink Holder

- Sold by Each
- 316 Stainless Steel Cast
- Fastener 1/4" 20
- Bottom Mounted



PART NO.	HOLDS	A	B	C
56220S	1 Cup	2-25/32"	3-27/32"	4-5/32"
56222S	2 Cups	2-25/32"	8"	8-1/8"
56224S	3 Cups	2-25/32"	4-1/4"	12-1/2"

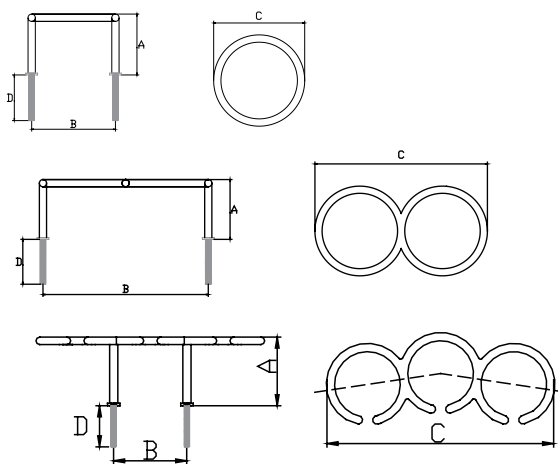


Studded Drink Holder

- Sold by Each
- 316 Stainless Steel Cast
- Fastener 1/4" Nut



PART NO.	HOLDS	A	B	C	D
56320S	1 Cup	2-3/4"	3-7/8"	4-5/32"	2-1/8"
56322S	2 Cups	2-3/4"	8-1/16"	8-3/8"	2-1/8"
56324S	3 Cups	2-3/4"	4-3/16"	12-1/4"	2-1/8"

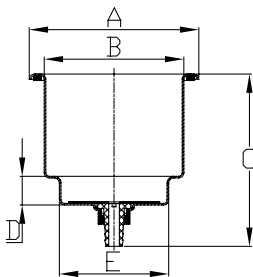


Recessed Drink Holder, with Drain Fitting



- Sold by Each
- 304 Stainless Steel Drawn
- Flush Mounted
- Nylon Hose Barb for 3/8" Hose
- Self-Adhesive Gasket Under Rim

PART NO.	A	B	C	D	E
56228S	4-1/4"	3-1/2"	4-3/8"	5/8"	2-11/16"



Recessed Drink Holder, Closed Bottom



- Sold by Each
- 304 Drawn Stainless Steel
- Flush Mount
- Closed, Black Foam Bottom
- Self-Adhesive Gasket Under Rim

PART NO.	A	B	C	D	E
56229S	4.-1/4"	3-1/2"	4-3/8"	5/8"	2-11/16"

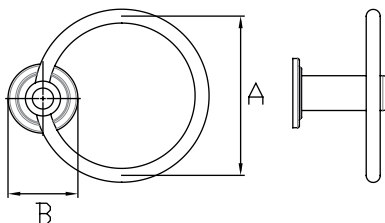


Towel Ring



- Sold by Each
- 304 Stainless Steel Stamped

PART NO.	A	B
8001S	6"	2-5/16"

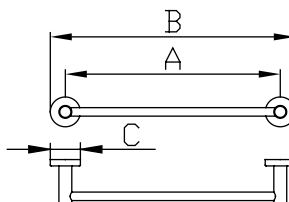


Towel Bar



- Sold by Each
- 304 Stainless Steel Tubing

PART NO.	A	B	C
8005S	18"	19-11/16"	2"

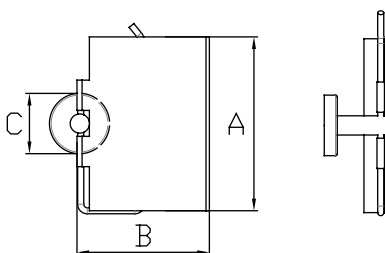


Toilet Paper Holder with Cover



- Sold by Each
- 304 Stainless Steel Stamped

PART NO.	A	B	C
8003S	4-5/8"	4-3/16"	2-1/8"

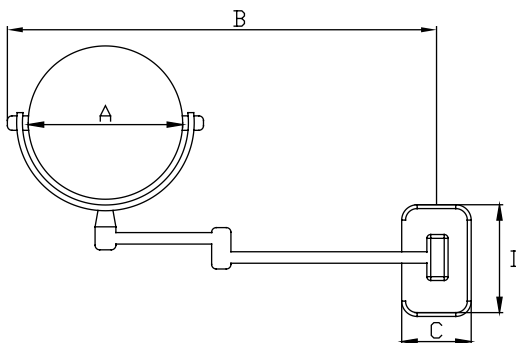


Wall Mounted Vanity Mirror



- Sold by Each
- Chrome-Plated Brass

PART NO.	A	B	C	D
8004BC	8"	11-7/8"	2"	4-3/4"

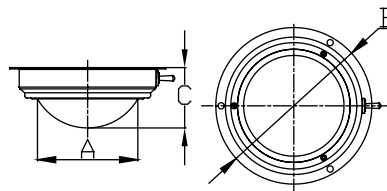


Incandescent Dome Light



- Sold by Each
- 304 Stainless Steel Stamped Frame
- Fastener #6 RH
- 12V 15W

PART NO.	A	B	C
2126S	3-7/8"	5-1/2"	2"
2124S	4-5/8"	6-7/8"	2-5/16"

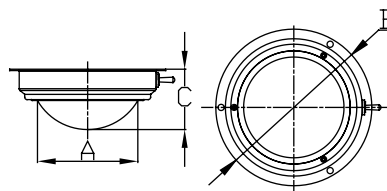


Incandescent Day/Night Dome Light



- Sold by Each
- 304 Stainless Steel Stamped Frame
- Fastener #6 RH
- 12V 15W
- Clear and Red Bulb

PART NO.	A	B	C
2124SD	4-5/8"	6-7/8"	2-5/16"

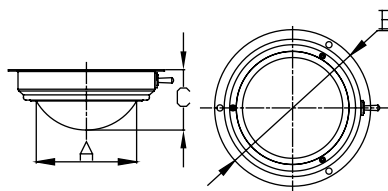


Halogen Dome Light



- Sold by Each
- 304 Stainless Steel Stamped Frame
- Fastener #4 RH

PART NO.	A	B	C
2126SH	3-7/8"	5-1/2"	2"
2124SH	4-5/8"	6-7/8"	2-5/16"

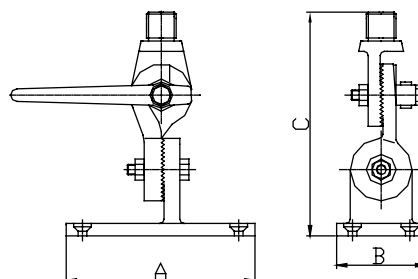


Heavy Duty 4-way Ratchet Mount



- Sold by Each
- 316 Stainless Steel Cast
- Fastener 1/4" FH
- Standard 1"-14 Male Thread
- Through-Hole for VHF or GPS Cable

PART NO.	A	B	C
6520S	3-3/4"	2-1/4"	6"

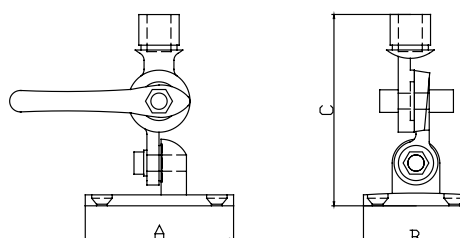


Economy 4-way Ratchet Mount

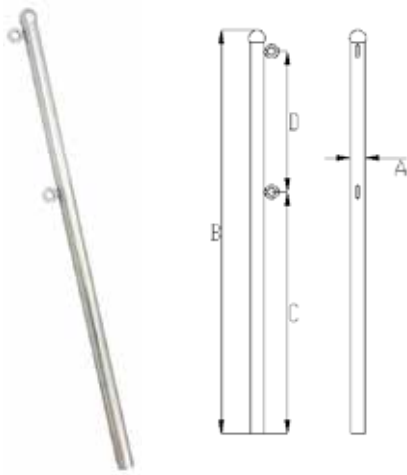


- Sold by Each
- 316 Stainless Steel Cast
- Standard 1"-14 Male Thread
- Fastener 1/4" FH

PART NO.	A	B	C
6508S	3-5/8"	2-9/16"	4-1/2"



Flag Pole



- Sold by Each
- 304 Stainless Steel Tubing

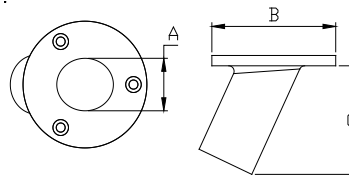
PART NO.	A	B	C	D
6144S	1"	30"	16.43"	12"

Flush Flag Pole Holder, 25 Deg



- Sold by Each
- 316 Stainless Steel Cast
- No drain hole

PART NO.	ID	FLANGE	HEIGHT	ANGLE
6143S	1"	2-3/4"	2-1/4"	25°

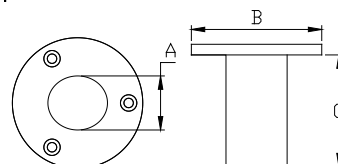


Flush Flag Pole Holder, 90 Deg



- Sold by EA
- 316 Stainless Steel Cast
- Has 1/8" drain hole

PART NO.	ID	FLANGE	HEIGHT	ANGLE
6145S	3/4"	1-5/8"	2"	90°



Part No.	Page No.
208	95
5100	124
7128	104
7129	104
7130	104
7308	70
54182	83
54183	83
54184	83
54191	83
54192	83
54193	83
54194	83
54195	83
54196	83
54197	83
54198	83
54199	83
70250	48
70251	48
01232SPE	61
02321S	31
02322S	31
02323S	31
02341S	32
02342S	32
02343S	32
02926S	32
02927S	32
07435ES	58
1193B	122
1197B	122
1210U	10
1350KY	74
1350SK-W	73
1360SK-W	73
1450SK-W	73
1460SK-W	73
2030HS-L	58
2030HS-R	58
2034HS-L	58
2034HS-R	58
2066SS	62
209-1730	95
209-1990	95
209-2440	95
2124S	128
2124SD	128
2124SH	129
2126S	128
2126SH	129
2400SS	59
2600S	59
2938SS	123
2939SS	123

Part No.	Page No.
53300SL	7
53301SS	7
53315S	5
53316S	5
53317S	5
53320S	4
53320SC	4
53321S	4
53321SC	4
53322S	4
53322SC	4
54191S	83
54192S	83
54193S	83
54194S	83
56090T	38
56090T-LE	38
56090T-LT	38
56093P	38
56094P	38
56095P	38
56097E	39
56097T	39
56098R	39
56098W	39
56105S	39
56105SPE	39
56106S	39
56107S	39
56110AP	40
56111AP	40
56135SP	5
56135SP00	5
56135SP15	5
56136SP	5
56136SPC	5
56220S	125
56222S	125
56224S	125
56228S	126
56229S	126
56320S	125
56322S	125
56324S	125
57738S	6
57738SR	6
57739S	6
57739SR	6
58700B	35
58701B	35
58703B	35
58704B	35
58706B	35
58707B	35
58824B	75

Part No.	Page No.
58825B	75
6002S	76
6002SEU	76
6002SEU-FT	78
6004S	76
6004SEU	76
6004SEU-FT	78
6005S	76
6005SEU	76
6005SEU-FT	78
6005SEU-FT-PA	77
6005SEU-FT-VA	77
6006S	76
6006SEU	76
6006SEU-FT	78
6007S	76
6007SEU	76
6007SEU-FT	78
6007SEU-FT-PA	77
6007SEU-FT-VA	77
6008S	76
6008SEU	76
6008SEU-FT	78
6009S	78
6009S-FT15	78
6009S-FT20	78
6009SK	78
6009SPE	78
6009SPE-RING	78
6009S-RING	78
6015S	45
6016S	45
6017SL	45
6017SR	45
6018S	46
6020S	46
6028S	24
6030S	24
6030SPE	24
6032S	24
6032SPE	24
6034S	24
6036S	24
6037S	25
6038S	25
6039S	25
6040S	25
6044S	25
6046S	25
6048S	25
6050S	26
6052SH	26
6054S	26
6060S	26
6062S	26

Part No.	Page No.
6064S	26
6070S	26
6072SP	26
6074S	26
6080S	49
6082S	49
6084S	49
6084SPE	49
6090S	62
6090S-N	63
6092S	63
6094S	63
6100S	51
6104S	50
6106S	50
6107S	50
6108S	51
6110S	51
6112S-L	57
6112S-R	57
61137S	53
61137SR	53
6114S	54
61150S	53
61152S	53
6115S-32	54
6116S	54
6117S	54
6117SR	55
6118S	54
6118S-54	55
6118SR	55
6119S	55
6120S	56
6121S	56
6122S	56
6126S	52
6143S	130
6144S	130
6145S	130
6200S	12
6202S	12
6204S	13
6206S	13
6208S	14
6214S	13
6231S	27
6231S-L	27
6322S	27
6324S	27
6325S	28
6325S-C	28
6325S-R	28
6330S	31
6332S	31

Part No.	Page No.
6334S	31
6340S	32
6342S	32
6344S	32
6361S	73
6361SD	74
6362S	73
6362SD	74
6420S	124
6421S	124
6422S	124
6500S	61
6508S	129
6520S	129
6539S	64
6564S	74
6566S	74
6598S	60
6599S	60
6600S	79
6600SCAP	79
6601S	79
6601SCAP	80
6602S	79
6602SCAP	80
6603S	79
6603SCAP	80
6650N	81
6650S2	81
6650S-L2	81
6651N	81
6651N-90	82
6651S2	81
6651S-L2	81
6652N	81
6652S2	81
6652S-L2	81
6653N	81
6653N-90	82
6653S2	81
6653S-L2	81
6654N	81
6654S2	81
6654S-L2	81
6655N	81
6655N-90	82
6655S2	81
6655S-L2	81
6656N-SCP	82
6800S	33
6802S	33
6802SH	33
6804SH	33
6810SEU	33
6811SEU	33

Part No.	Page No.
6815SEU	34
6816SEU	34
6820S	34
6821S	34
6822S	34
6825S	36
6828S	36
6830S	36
6832S	37
6834S	37
6839S	37
6840S	41
6841S	41
6842S	41
6843S	41
6845S	41
6846S	41
6847S	41
6848S	41
6849S	41
6850S	41
6851S	41
6852S	41
6853S	41
6855S	41
6856S	41
6857S	41
6858S	41
6859S	41
6860S	44
6860S-P	44
6860S-S	44
6861S	44
6861S-P	44
6861S-S	44
6862S	44
6865S	44
6866S	44
6867S	44
6870S	42
6871S	42
6872S	42
6873S	42
6874S	42
6876S	42
6877S	42
6878S	43
6879S	43
6880S	42
6895S	43
6896S	43
6897S	46
7100-01-DK	60
7100-07	66
7100-08	66

Part No.	Page No.
7100G	66
7100S	66
7111S	67
7111SLK	67
7112S	67
7112SLK	67
7116S	67
7122-LE	105
7122-LOLR	105
7122-LS	105
7154S	68
7154SLK	68
7155S	68
7155SLK	68
7176S	69
7180S	69
7181S	69
7300CAP	72
7300G	66
7300SA	66
7300SCK	72
7300SP	66
7301SCK	72
7319SRK	70
7320SRK	70
7327NT	70
7328NT	70
7329NT	70
7400PC	70
7401PC	70
7402BFC	71
7402PC	70
7402PC10	70
7403BFC	71
7403PC	70
7405PC	70
7406-PC	72
7406-SPC	72
7406-SPE	72
7408BFC	71
7550U	10
7551U-A	10
7551U-B	10
7558U	10
7560U	10
7564U	10
7565S	14
7566S	14
7570S	80
7571S-TWC	80
7573S-TWC	80
7574S	80
7575S-A12	80
7576S-A16	80
7580CSE	80

Part No.	Page No.
7581CSE	80
7712ES	59
7715S	123
7716S	124
7719ES	51
7721ES	57
7721S	75
7722ES	50
7722S	75
7723ES	52
7723S	75
7723S-V	75
7724ES	52
7725ES	52
7726ES	57
7727ES	56
7728ES	56
7728S	85
7729ES	56
7731ES	52
7731SR	23
7732ES	57
7732SR	23
7734SR	23
7736SR	23
7740S	64
7742S	64
7743S	64
7750S	61
7751S	61
7767S	30
7767SPE	30
7768S	30
7769S	30
7772S	30
7846S-B	29
7848S-B	29
7848S-D	30
7848S-S	29
7850S-B	29
7850S-S	29
7852S-B	29
7852S-S	29
7854S-B	29
7856S-B	29
7858S-B	29
7858S-S	29
7859S-BL	30
7861S-S	29
7863S-B	29
7864S-B	29
7866S-BL	30
7867S-S	29
7870S	47
7872S	47

Part No.	Page No.
7873S	47
7875S	47
7878S	47
78810S	48
78813S	48
78815S	48
78818S	48
78819S	48
7882S	47
7884S	47
7886S	47
7888S	47
7892S	47
7892SPE	47
7895S	47
7895SPE	47
7899S	47
7899SPE	47
7990S	23
7991S	23
7992S	23
7995S	65
7996S	65
8001S	126
8003S	127
8004BC	127
8005S	127
8074B	82
8074BP	82
8074S	82
8074SP	82
8088SS	62
8130S	122
8301S	84
8302S	84
A100	117
A200	117
A300	117
AFLS-0512-GS	100
AFLS-0714-GS	100
AFLS-0716-GS	100
AFLS-0718-GS	100
AFLS-0816-GS	100
AFLS-0818-GS	100
AFLS-1020-GS	100
AFLS-1024-GS	100
AFLS-1224-GS	100
AFLS-1228-GS	100
AFLSO-0512-GS	101
AFLSO-0714-GS	101
AFLSO-0716-GS	101
AFLSO-0718-GS	101
AFLSO-0816-GS	101
AFLSO-0818-GS	101
AFLSO-1020-GS	101

Part No. Page No.

AFLSO-1024-GS	101
AFLSO-1224-GS	101
AFLSO-1228-GS	101
AFLSR-05-GS	101
AFLSR-06-GS	101
AFLSR-07-GS	101
AFLSR-08-GS	101
AFLSR-10-GS	101
AFLSR-12-GS	101
AFLSR-14-GS	101
AM1303R	20
AM1303S	20
AM1303S-B1	21
AM1303S-B2	21
AM1303S-B3	22
AM1303T	21
AM1304R	20
AM1304T	21
AR7550S	8
AR7552S	8
AR7557S	8
AR7561S	9
ARSST-01	8
ARSW-02	8
ARSW-03	8
ARSW-04	10
ARSW-05	10
ARSW-06	10
ARWC-01	9
ARWC-01HP	9
ARWU-03	9
ARWU-04	9
AS7502S	11
AS7510S	11
AS7520S	12
B00301CHA	16
B00301R	15
B00301SLD	19
B00301UPM	18
B00301USL	19
B00301WH	17
B00311R	15
B00330	18
B00330-BKT	18
B00331	18
B00331-BKT	18
B00351BBD	15
B00351CHA	16
B00351PL-WS	22
B00351R	15
B00351SLD	19
B00351UPM	18
B00351USL	19
B00351WH	17
B00355R	15

Part No. Page No.

B00361	16
B00365	17
B00367	17
BFLS-0512-GS	100
BFLS-0714-GS	100
BFLS-0716-GS	100
BFLS-0718-GS	100
BFLS-0816-GS	100
BFLS-0818-GS	100
BFLS-1020-GS	100
BFLS-1024-GS	100
BFLS-1224-GS	100
BFLS-1228-GS	100
BFLSO-0512-GS	101
BFLSO-0714-GS	101
BFLSO-0716-GS	101
BFLSO-0718-GS	101
BFLSO-0816-GS	101
BFLSO-0818-GS	101
BFLSO-1020-GS	101
BFLSO-1024-GS	101
BFLSO-1224-GS	101
BFLSO-1228-GS	101
BFLSR-05-GS	101
BFLSR-06-GS	101
BFLSR-07-GS	101
BFLSR-08-GS	101
BFLSR-10-GS	101
BFLSR-12-GS	101
BFLSR-14-GS	101
EE-0718-GH	109
EO-0512-GH	109
EO-0614-GH	109
EO-0714-GH	109
EO-0716-GH	109
EO-0718-GH	109
EO-0816-GH	109
EO-0818-GH	109
ER-05-GH	108
ER-06-GH	108
ER-07-GH	108
ER-08-GH	108
F100	117
F200	117
F300	117
F400	117
FE-0718-GH	111
FO-0512-GH	111
FO-0614-GH	111
FO-0714-GH	111
FO-0716-GH	111
FO-0718-GH	111
FO-0816-GH	111
FO-0818-GH	111
FR-05-GH	110

Part No. Page No.

FR-06-GH	110
FR-07-GH	110
FR-08-GH	110
H101-DH	94
H101-LDH	94
H102	94
H103	94
H104L-LDH	94
H104S-DH	94
H105L	94
H105L-SS	94
H105R	94
H105R-SS	94
H106	94
H107	94
H201-DH	94
H201-LDH	94
H202	94
H203	94
H204-DH	94
H204-LDH	94
H205L	94
H205L-SS	94
H205R	94
H205R-SS	94
H209	94
H301L	95
H301R	95
H302R	95
H303R	95
HSPU-B	85
HSPU-C	85
LDH-08-I	88
LDH-08-O	88
LDH-10-I	88
LDH-10-O	88
LDH-20-I	88
LDH-20-O	88
LDH-30-I	88
LDH-30-O	88
LDH-40-I	88
LDH-40-O	88
LDH-50-D	88
LDH-50-I	88
LDH-50-O	88
LDH-60-D	88
LDH-60-I	88
LDH-60-O	88
LDH-70-D	88
LDH-70-I	88
LDH-70-O	88
LDH-N08-I	90
LDH-N08-O	90
LDH-N10-I	90
LDH-N10-O	90

Part No.	Page No.
LDH-N20-I	90
LDH-N20-O	90
LDH-N30-I	90
LDH-N30-O	90
LDH-N40-I	90
LDH-N40-O	90
LDH-N50-I	90
LDH-N50-O	90
LDH-N60-I	90
LDH-N60-O	90
LDH-N70-I	90
LDH-N70-O	90
LDHR-40-I	91
LDHR-40-O	91
LDHR-50-I	91
LDHR-50-O	91
LDHR-60-I	91
LDHR-60-O	91
LDHR-70-I	91
LDHR-70-O	91
LDHS-40-I	91
LDHS-40-O	91
LDHS-50-I	91
LDHS-50-O	91
LDHS-60-I	91
LDHS-60-O	91
LDHS-70-I	91
LDHS-70-O	91
LE-0718-GH	107
LO-0512-GH	107
LO-0614-GH	107
LO-0714-GH	107
LO-0716-GH	107
LO-0718-GH	107
LO-0816-GH	107
LO-0818-GH	107
LR-05-GH	106
LR-06-GH	106
LR-07-GH	106
LR-08-GH	106
LS-0512-GA	98
LS-0512-GS	98
LS-0714-GA	98
LS-0714-GS	98
LS-0716-GA	98
LS-0716-GS	98
LS-0718-GA	98
LS-0718-GS	98
LS-0816-GA	98
LS-0816-GS	98
LS-0818-GA	98
LS-0818-GS	98
LS-1020-GA	98
LS-1020-GS	98
LS-1024-GA	98

Part No.	Page No.
LS-1024-GS	98
LS-1224-GA	98
LS-1224-GS	98
LS-1228-GA	98
LS-1228-GS	98
LSO-0512-GA	99
LSO-0512-GS	99
LSO-0714-GA	99
LSO-0714-GS	99
LSO-0716-GA	99
LSO-0716-GS	99
LSO-0718-GA	99
LSO-0718-GS	99
LSO-0816-GA	99
LSO-0816-GS	99
LSO-0818-GA	99
LSO-0818-GS	99
LSO-1020-GA	99
LSO-1020-GS	99
LSO-1024-GA	99
LSO-1024-GS	99
LSO-1224-GA	99
LSO-1224-GS	99
LSO-1228-GA	99
LSO-1228-GS	99
LSR-07-GS	97
LSR-08-GS	97
LSR-10-GS	97
LSR-12-GS	97
LSR-14-GS	97
OL100	121
P001	105
P002	105
R100	119
R200	119
R300	119
SFL100	121



www.whitewatermh.com



West Coast

14716 Central Ave., Chino, CA 91710

Tel: 909-393-6100

Fax: 909-393-2009

East Coast

13663 Automobile Blvd., Clearwater, FL 33762

Tel: 727-572-8871

Fax: 727-572-1211